



**AUSTRALIAN
CLAY TARGET
ASSOCIATION LTD.**

SHOOTING RULES®

**TRAP
ISSF
SKEET**

**ACTA 5 STAND SPORTING
ACTA ENGLISH SPORTING
ACTA SPORTRAP**

Effective January, 2024

PREFACE

These Australian Clay Target Association Shooting Rules have been compiled for the guidance of officials and the regulation of clay target shooting to ensure fair, equitable and ethical competition. They are the result of many years of experience at all levels of our sport and are reviewed at biannual intervals to ensure continual relevance.

An important point often missed by club officials is that membership of the ACTA is a contractual relationship which obliges members to abide by the requirements of the ACTA constitution, by-laws, rules and policies.

Therefore these rules must be interpreted within the context of applicable ACTA by-laws and policies which are listed on the ACTA website <https://www.claytarget.com.au> .

Officials are urged to familiarise themselves with the relevant ACTA by-laws and policies particularly the:

Member Protection Policy

Social Media/Cyber Bullying Policy.

Awards defined in the ACTA Rule book:

These ACTA rules are the property of the Australian Clay Target Association and only apply to ACTA events conducted by the ACTA or authorised events in accordance with the Rules and Constitution.

All ACTA Members must comply with the Firearms Licensing Laws.

ACTA RULES SUPERVISORS

NATIONAL RULES SUPERVISOR

Jim Shepherd, Ph: 0427 501 336.

Email: jim@ironbarkgraphics.com.au

NEW SOUTH WALES

Colin Kneebone, Ph: 0409 660 561.

Email: silverfox.shooter1953@hotmail.com

Brett Farlow, Ph: 0428 238 476

Email: bfarlow@bigpond.net.au

NORTHERN TERRITORY

Ray Niven, Ph: 0438 873 790.

Email: raymeg1@bigpond.com

QUEENSLAND

Brian Muirson, Ph: 0419 776 608.

Email: muirsonbt@bigpond.com

Lauri Sceresini, Ph: 0414 391 500

Email: laurie.sc@gmail.com

SOUTH AUSTRALIA

Deserie Baynes, Ph: 0417 870 745.

Email: deserie.baynes60@gmail.com

Allan Vilcins, Ph: 0439 584 531.

Email: allanvilcins@gmail.com

TASMANIA

Mark Dennis, Ph: 0427 755 128.

Email: mark1dennis58@gmail.com

VICTORIA

Adrian Cousens, Ph: 0418 516 395

Email: cuzzo@a1.com.au

Chris Langridge, Ph: 0407 816 788

Email: langridge.trading@hotmail.com

WESTERN AUSTRALIA

Terry Marsden, Ph: 0439 635 551.

Email: terryandjudy@westnet.com.au

Ian Watson. Ph: 0428 887 599

Email: eiwatson@bigpond.com

ACTA MCMS HANDICAP SUPERVISOR

NATIONAL MCMS HANDICAP SUPERVISOR

Colin Kneebone, Ph: 0409 660 561.

Email: silverfox.shooter1953@hotmail.com

CONTENTS

1.0	ADMINISTRATION - GENERAL	5
2.0	ADMINISTRATION - TRAP	22
3.0	ADMINISTRATION - SKEET	27
4.0	ADMINISTRATION - SPORTING	32
5.0	TECHNICAL RULES - TRAP	37
6.0	TECHNICAL RULES - ISSF	54
7.0	TECHNICAL RULES - SKEET	71
8.0	TECHNICAL RULES - ACTA 5 STAND SPORTING	83
9.0	TECHNICAL RULES - ACTA SPORTRAP	89
10.0	TECHNICAL RULES - ACTA ENGLISH SPORTING	93
	GENERAL INDEX – TRAP	99
	GENERAL INDEX – SKEET	104
	GENERAL INDEX – SPORTING	109
	ACTA CONTACT DETAILS	114
	STATE ASSOCIATION DETAILS	115

1. ADMINISTRATION – GENERAL

INDEX

- 1.1 Safety
- 1.2 Targets
- 1.3 Traps
- 1.4 Firearms
- 1.5 Cartridges
- 1.6 Competitor and Competition
- 1.7 Age Eligibility
- 1.8 Catching Up
- 1.9 Practice
- 1.10 Targets Only
- 1.11 Baulk
- 1.12 Abide By Result
- 1.13 Challenge
- 1.14 Management
- 1.15 Handicap/Grading
- 1.16 Adjustments
- 1.17 Cash Divide Events / Cash Distribution
- 1.18 Optional Sweeps /Cash Distribution
- 1.19 Optional Prize Purse /Cash Distribution
- 1.20 Sashes/Donated Trophies
- 1.21 Mandatory Requirements for Officials
- 1.22 Jury
- 1.23 Duties of Shoot Marshal
- 1.24 Referee
- 1.25 Duties of Referees
- 1.26 Referee and Scorer
- 1.27 Duties of Referee Examiner
- 1.28 Duties of Rules Supervisor
- 1.29 Break Recognition
- 1.30 Long Break Records

1.1 SAFETY

- (a) All guns must be immediately opened upon removal from a gun rack or car to determine that they are indeed empty. Prior to competing check that there are no obstructions in the barrels.
- (b) All guns carried on or about the shooting ground must be held in a position of safety, with the breech open and unloaded at all times. Gun sleeves and slings are not permitted in any ACTA discipline.
- (c) Shooting on the grounds at any place other than the firing point at legitimate targets only is prohibited except where a pattern plate is installed, and then only with permission of Club Management.
- (d) Firing the gun from any position other than orthodox (from the shoulder) is prohibited, with the exception of someone with a physical disability who has prior approval from a Rules Supervisor. Any shooter firing a gun from any position other than the shoulder will be immediately suspended by Club Management for one month, pending an investigation by a Rules Supervisor. The Rules Supervisor must provide a written report of the findings to the ACTA Board and a copy to the relevant State Association.
- (e) All guns must remain fully open until the result of the previous target has been determined. The shooter must immediately open the gun upon having fired at the target. They must not move, attempt to turn around or move back up their shooting lane until their gun has been opened.
- (f) Shooters experiencing a misfire or malfunction must remain with their gun pointed in the direction of the traphouse until the referee arrives to adjudicate. See Rule 1.21.14.
- (g) When competing, the shooter will not insert a cartridge in their gun until they are on the shooting station. All cartridges must be removed from a gun upon the red signal at any traphouse, or if any official approaches the traphouses on that layout.
- (h) The competitor's gun must remain fully open until all persons on the shooting tracks have withdrawn to a handicap mark at least equal to their own.
- (i) Release trigger guns shall not be left in gun racks or in positions where they can be handled, but shall be constantly under the control and supervision of the user.
- (j) All reloads must comply with shotshell component manufacturer's recommended specifications. Shooters exceeding the recommended data shall be deemed to be in breach of the safety regulations.
- (k) Any shooter deliberately breaching any safety rule will be immediately suspended by club Management for one month, pending an investigation by a Rules Supervisor. The Rules Supervisor must provide a written report of the findings to the ACTA Board and a copy to the relevant State Association.
- (l) Any shooter committing an unsportsmanlike act on the shooting ground may be liable to suspension or disqualification.
- (m) Any shooter deliberately firing at any fauna on any shooting range will be immediately suspended by Club Management for one month, pending an investigation by a Rules Supervisor. The Rules Supervisor must provide a written report to the ACTA Board and a copy to the relevant State Association.
- (n) Mobile Phones or like devices must not be audible during competition.
- (o) Hearing and eye protection is strongly recommended for all ACTA disciplines whilst present at the firing point or trap area.

- (p) A gun must not be used that will accept more than one gauge of cartridge at the same time and a gun must not be loaded with different gauge ammunition.
- (q) A release trigger is not to be set until the gun is mounted to the shoulder. Failure to comply will incur a warning in the first instance and disqualification from the event for a second offence.

1.2 **TARGETS**

Targets shall measure not more than 11 centimetres in diameter not more than 2.85 centimetres in height nor more than 110 grams in weight. For sporting targets see Rule 8.3(a).

1.3 **TRAPS**

In all open events any trap that throws a legal target may be used, provided the target is released from a position in the field by mechanical or electrical device.

Automatic traps are strongly recommended for all disciplines.

1.4 **FIREARMS**

- (a) The term “magazine gun” only applies to self loading firearms and are permissible for clay target shooting and must be plugged to allow for 2 cartridges only.
- (b) Release trigger firearms shall only be used on registered ACTA grounds, subject to the following conditions:
 - (i) ACTA shooters wishing to use a release trigger shall make application to a Rules Supervisor for approval. The Rules Supervisor shall, have the applicant examined on their competency in the use of a release trigger firearm. Where a Rule Supervisor is satisfied that the applicant is competent in the use of a release trigger firearm, the shooter shall be included on the master register of release trigger users and their ACTA record shall be updated
 - (ii) No ACTA shooter other than those authorised by this rule shall use a release trigger firearm
 - (iii) All release trigger firearms used by ACTA shooters and overseas visitors shall be clearly labelled in a conspicuous place near the breech
 - (iv) Release trigger firearms shall not be left in gun racks or in positions where they can be handled, but shall be constantly under the control and supervision of the user.
- (c) Any firearm which has a gauge larger than 12 gauge is not permitted, nor shall any barrel length be shorter than 63 centimetres overall. No additional advantage will be given to shooters using guns smaller than 12 gauge.
- (d) The use and carriage of military style shotguns is prohibited on ACTA grounds at all times. Military style firearms are those that could include: forward pistol grips, collapsible or folding stocks, detachable magazines, barrel shrouds or flash suppressors. An exception may be made for a physically handicapped competitor by application to a Rules Supervisor, who may approve modifications made to a standard competition firearm.
- (e) A maximum of two cartridges are allowed in any gun at any one time.
- (f) No sighting devices other than conventional sights shall be permitted. Any device fitted to a gun that has magnifying, light emitting, forward lead displacement properties, or that give visual enhancement of the target are prohibited.

1.5 CARTRIDGES

- (a) TRAP – For all 12 gauge events (Commonwealth, State, Zone, District, Club) the load is limited to 28 grams (1ounce) lead shot, not larger than shot size 2.5mm (No 6). For handicap events only, load is limited to 32 grams (1¹/₈ ounce) lead shot, not larger than shot size 2.5mm (No 6).
- (b) SKEET –
 - (i) For all 12 gauge events (Commonwealth, State, Zone, District, Club) The load is limited to 28 grams (1ounce) lead shot, not larger than shot size 2.31mm (No 7.5)
 - (ii) Twenty gauge events shall be open to all guns of 20 gauge or smaller using shot loads limited to 24 grams lead shot, not larger than shot size 2.31mm (No 7.5)
 - (iii) Twenty eight gauge events shall be open to all guns of 28 gauge or smaller using shot loads limited to 21 grams lead shot, not larger than shot size 2.31mm (No 7.5)
 - (iv) 410 bore events shall be open to all guns of 410 bore using shot loads limited to 14 grams lead shot, not larger than shot size 2.31mm (No 7.5)
 - (v) A gun of larger gauge, which has been converted to take a smaller gauge shell, may be used in an event for which it has been converted provided that the shell itself complies with the rule requirements for that event.
- (c) SPORTING – The load is limited to 32 grams (1¹/₈ ounce) lead shot, not larger than shot size 2.5mm (No 6).
- (d) TOWER – The load is limited to 28 grams (1ounce) lead shot, not larger than shot size 2.31mm (No 7.5)
- (e) Reloads are permitted in all events including National Championships.
- (f) On grounds where Steel Shot is approved for use, there shall be a maximum shot size of 4, as against maximum lead shot size of 6.
- (g) The use of over specified cartridge loads in any discipline above the accepted tolerance of + 0.5 grams, will result in disqualification from the event.

1.6 COMPETITOR AND COMPETITION

Where ever the word “Competition” is used in these rules, it refers to each particular event, and must at all times be understood by the Management in charge.

- (a) Open Shoots are Commonwealth, State, Zone and Club Championships and must have the approval of the State Association before being advertised or conducted. (This rule applies to the actual event and the proposed date of holding.)
- (b) Clubs allocated Commonwealth Championships and Interstate Teams’ Matches must advertise the event in the ACTA *Clay Target* prior to the actual shooting date.
- (c) Clubs allocated State Championships must advertise these events in the ACTA *Clay Target*.
- (d) A competitor is one who has nominated for a particular event and whose name appears on the official score sheet. A competitor can participate only once in each event. Each competitor must be a current member of the ACTA.
- (e) Every competitor entering a competition agrees to accept all official decisions, and to abide by the rules controlling the competition.
- (f) All competitors must be registered through an affiliated club with the ACTA before taking part in competition. Non ACTA shooters are not permitted to compete at any time.

- (g) Any competitor who commences an event and withdraws, or is disqualified from the competition, forfeits the right to resume and to any refund from the event.
- (h) Non resident shooters shall be granted reciprocal rights if able to produce evidence of their membership of a similar international clay target shooting organisation. Their grade shall be determined by management.
- (i) All competitors are required to dress in a clean, neat and tidy manner. For safety reasons competitors are not permitted to shoot in thongs, scuffs or bare feet. Footwear worn must have a restraining strap or support at the heel.

1.7 AGE ELIGIBILITY FOR ALL COMPETITIONS

- (a) Junior category to be under the age of 18 years on the first day of competition.
- (b) Sub-Junior category is under the age of 15 years on the first day of competition. (Minimum participation age shall be subject to State Law.).
- (c) Veteran category to be a minimum of 65 years of age on the day of competition.

1.8 CATCHING UP

- (a) No shooter may be allowed to enter an event after the commencement of the second visit to the layouts.
- (b) A shooter may only nominate for competition once in any event.

1.9 PRACTICE

Practice is permissible on all occasions that an official practice trap is operating or as determined by management. Practice is not permitted on any sporting layout that is being used in competition.

1.10 TARGETS ONLY

Shooting for targets only, is a term which shall be held to define the status of a competitor in any given event, or events, or in an entire tournament program, and shall signify that a competitor is “shooting for targets only” and has no interest in any trophy or trophies, nor any interest in money or monies in any specific event or events or in the entire program. The competitor’s name shall be placed on the squad sheet, signifying that they are shooting for targets only. “Shooting for targets only” shall be allowed in any event at the discretion of the Club Management. These targets will be recorded for grading purposes.

1.11 BAULK

- (a) Any extraneous occurrence, which in the opinion of the Referee materially interferes with the equity of the competitor after they call for their target constitutes a baulk.
- (b) The sun shall not be considered as interference. It must be considered as a normal hazard.
- (c) If a shooter fires a shot and the appearance of a target or piece of target from an adjoining field appears, it shall not be ruled as a BAULK unless the target or piece of target strikes or threatens to strike the shooter or the shooters gun. The referee is the sole judge as to whether a baulk has occurred or not.
- (d) Under no circumstances will a baulk be granted unless claimed by the competitor immediately it occurs. If in the opinion of the Referee, a baulk has occurred, they may restore the competitor’s target.

1.12 ABIDE BY RESULT

Should there be a faulty cartridge, misfire or malfunction in the first barrel, for any single target and the competitor fires the second barrel where possible, the competitor shall abide by the result and shall have no claim to a repeat target for the first barrel. Where this happens in a point scoring event and the target is broken with the second barrel the decision shall be as follows:

- (a) If there was no detonation of either primer or powder with the first barrel the score shall be “1”.
- (b) If there was detonation of either primer or powder with the first barrel the score shall be “2”.

In both cases if the target has been missed with the second barrel the score would be lost.

In SKEET and SPORTING doubles if there be a faulty cartridge, misfire or malfunction in the first barrel and the competitor fires the second barrel where possible, the competitor shall abide by the result, with the first target to count and a proof pair thrown to determine the result of the second target. If a shooter does not fire at the first legal target of a double but shoots at the second target, the result of the first target will be declared lost and a proof pair thrown to determine the result of the second target.

1.13 CHALLENGE

- (a) A competitor may challenge the load of any other competitor. On receipt of a written challenge, with \$50 forfeit, the Management shall obtain a cartridge from the challengee, and if after examination the Management finds the challengee has violated requirements they will be disqualified providing the offence was wilfully committed. If the challengee is wholly innocent, the forfeit shall be paid, otherwise it shall be returned to the challenger. Management has the power to examine any competitor's cartridges at their discretion, without involving themselves in any penalty.
- (b) A competitor may appeal against the decision of a Referee in regard to interpretation and application of these rules. The competitor shall advise the Referee before they leave the shooting track that they intend to appeal, and immediately upon completing their run over the traps the competitor shall lodge a written appeal and \$50 forfeit with the Management.

1.14 MANAGEMENT

- (a) At all major competitions a jury shall be appointed. The jury shall have the authority to supervise the setting of traps and their decision shall be binding.
- (b) The Management of any club holding a tournament or competition under these rules has the authority to reject any entry in the said tournament or competition with valid reason, and may disqualify any competitor who acts in an unsportsmanlike or disorderly manner, or who violates safety requirements. Management must ensure that all shooters are correctly identified.

- (c) The Association shall keep a register of shooters. No person may enter in any official competition or event, unless such person is registered with the Association and is not in arrears with their registration fees. The Association shall have the right of refusing to register any person as a registered shooter without giving any reason for such refusal. The registration fee payable by a registered shooter shall be such, as the ACTA Board shall determine from time to time. The Association shall have the right to de-register any registered shooter for conduct that the ACTA Board decides is unsportsmanlike, or for any breach of the Rules or by-laws of the Association, or for failing to observe the decisions of the Association.
- (d) Should darkness, bad weather, or other cause interfere with the competition, the Management shall have the right to decide when and how the competition shall be completed. If postponed, the event must be completed within one calendar month. Any competitor who defaults in respect of such postponed competition forfeits all their rights and standing therein.
- (e) Should a major trap breakdown occur during competition, and timely repairs are not possible, squads cannot object to being moved to another layout/field to complete their round. Targets shot at will remain as scored.
- (f) All clay targets broken or otherwise shall remain the property of the club.
- (g) All ACTA events must be recorded within the MCMS system.
- (h) Any electronic device that gives any shooter an unfair advantage must not be used.
- (i) Smoking or vaping is not permitted on shooting layouts.

1.15 HANDICAPPING / GRADING

(a) Calculation of Grade and Handicap

- i. For all ACTA disciplines Competitors shall be graded into four grades based on their percentage performance in line with the MCMS grading algorithm
- ii. The MCMS grading algorithm will also be used to calculate a competitor's skeet handicap based on their percentage performance
- iii. Competitors shall be assigned a Trap Handicap based on their percentage performance in line with the MCMS handicapping algorithm
- iv. Full details of the MCMS grading and handicapping algorithms and the currently approved parameters can be found in the MCMS Algorithm document on the ACTA website.

(b) Re-Grading / Re Handicapping

- i. The MCMS algorithms will re-grade / re-handicap a competitor immediately on a score being entered into the MCMS system
- ii. However, a competitor must not be re-graded or re-handicapped once competition has commenced in an advertised programme (whether it takes place over one or multiple days)
- iii. Should a competitor shoot at another Club on the same day any new grade/ handicap will take effect
- iv. No club or management has the authority to alter a grade or handicap once established by MCMS
- v. In exceptional circumstances a competitor may apply through the National MCMS Handicap Supervisor for downgrading due to proven physical disability.

(c) No Calculated Grade / Handicap

- i. Where a competitor does not have enough scores for the MCMS algorithms to calculate a grade / handicap management have the discretion to determine the conditions under which the competitor will compete
- ii. It is recommended that in exercising their discretion management refer to any grades a shooter may hold in other ACTA disciplines or other shooting organisations
- iii. Where no reference grade exists, it is recommended management consider nominating the shooter as “clays only” for at least the first event of the programme.

(d) Multi Discipline Programmes and Events

- i. Where a programme / event contains more than one disciplines (eg DTL, Double Rise, Skeet) the grade under which the shooter will compete for the High Gun is the grade for the discipline with the most targets in the programme / event
- ii. Where a programme / event contains an equal number of targets for multiple disciplines, management has the discretion to choose which discipline grade the programme / event will be shot under. Management must disclose their choice when they advertise the programme / event.

(e) Management and Competitor Responsibilities

- i. Management conducting an ACTA event must ensure all event scores are recorded within the MCMS system within a reasonable timeframe of the event being completed
- ii. If some clerical error appears on a competitor’s MCMS score record, it is the competitor’s responsibility to have the mistake corrected and to shoot in their correct grade / handicap.

(f) Event Conditions

- i. A graded event is a competition in which all competitors shoot from common marks and prizes are allocated for various grades
- ii. Club Managements have the option of running events OA, AA, A, B, C; – AA, A, B, C; First, Second, Third; or by combining. AA & A.or A & B or B & C grades
- iii. Clubs shall have the option of running all Championships other than State or Commonwealth Championships either as graded events or as one class events
- iv. Managements conducting graded events shall provide a minimum of one prize or trophy for each grade or grouped grade.

1.16 ADJUSTMENTS

- (a) It is the shooter’s responsibility to review and have corrected any score incorrectly recorded in MCMS.

1.17 COMPULSORY CASH DIVIDE EVENTS / CASH DISTRIBUTION

- (a) It is suggested that Clubs return a minimum of 40% of the nomination in cash divide events.
- (b) Clubs may run cash divided events as graded events or first, second and third overall only.

- (c) Cash distribution shall be on the basis of 50% (1st), 30% (2nd), 20% (3rd) either graded or as first, second and third.
Cash divides may be split as per the formula or shot off to finality at the Clubs discretion.
A competitor scoring the only possible in the event or grade wins only 50% (1st place).

1.18 OPTIONAL SWEEPS / CASH DISTRIBUTION

- (a) No deduction is permitted by clubs in optional sweepstakes.
- (b) For all optional sweeps, distribution shall be on the basis of 50% (1st), 30% (2nd), 20% (3rd).
A competitor scoring the only possible in the event wins only 50% (1st place).
If 2 competitors share first place they will share 80% of the sweep. If there are three or more possibles, they will all receive an equal share of the total pool. Sweeps may be conducted over all shooters or over individual grades. When running graded sweeps, only the money collected for each grade is to be divided within that grade as per formula. Sweeps shall be determined off the gun and shoot-offs shall not apply.

1.19 OPTIONAL PRIZE PURSE / CASH DISTRIBUTION

- (a) No deduction is permitted by clubs in optional purses.
- (b) For all optional purses, distribution shall be on the basis of 50% (1st), 30% (2nd), 20% (3rd). The winner takes 50% second takes 30% and third takes 20%. All optional purses shall be decided by shoot-off. Optional purses may be conducted as an overall purse or as graded purses. The moneys are distributed in the above formula. When running graded purses, only the money collected for each grade is to be distributed to the grades as per the formula.

1.20 SASHES / DONATED TROPHIES

- (a) Sash colours for clubs to be any colour other than those designated for National, Commonwealth – both royal blue, State – red or alternatively Official State colours.
- (b) In all Championships the Management shall provide a sash or badge for the overall winner.
- (c) In all National, State and Zone Handicap events the Management shall provide a sash or badge for the overall winner.
- (d) Any person/s or organisations may donate a trophy or trophies for competition but must comply with ACTA regulations.

1.21 MANDATORY REQUIREMENTS FOR SQUAD OFFICIALS

1. Read shooters' names from squad sheets and ensure competitors are on correct tracks and marks.
2. TRAP – The Referee must stand where they have a clear view of targets and competitors, preferably between lanes 2 and 3, approximately 2 metres behind the competitor's shooting mark. If there is excessive background noise the Referee may move between lanes 2 and 4 in order to hear the competitors call so as to give all competitors equity of competition.

SKEET – The Referee must stand where they have a clear view of targets and competitors. The Referee should stand in the position indicated in the field diagram.

3. Describe the event and procedure for conduct of the event, e.g. “TRAP – 25 target Single Barrel Championship, shot from 15 metres, 13 targets from trap 1 and 12 targets from trap 2. SKEET – 25 target Skeet Championship. SPORTING – 75 target 5 Stand Sporting.”
4. The Referee should ask the Scorer to stand close enough to them so that the Referee can see the score sheet, and the Scorer can observe the target as a check Referee.
5. Target to be shown by Referees:
TRAP – At the beginning of the day when all competitors are in position the Referee must have one target released for viewing by the squad. One target shot, not-to-count, shall then be offered to each shooter for their first target of a day, If it is a six man squad the number 6 shooter must move up to take the first target.
A target or double rise pair will also be shown following:
 - (i) At the beginning of all events
 - (ii) After any breakdown or delay
 - (iii) At the commencement of all shoot-offs
 - (iv) On each trap used for a shoot-off
 - (v) After any break for shells etc. during a shoot-off
 - (vi) If a competitor receives two broken targets in a row.

SKEET – At the beginning of the day each squad shall be entitled to observe one (1) high house, one (1) low house and one (1) pair of double targets.

One target shot, not to count, shall then be offered to each shooter from each house for their first targets of the day. May be shot either as singles or a pair of doubles.

A target will also be shown following:

- (i) At the beginning of all events
- (ii) After any breakdown or delay
- (iii) At the commencement of all shoot-offs
- (iv) On each trap used for a shoot-off
- (v) After any break for shells etc. during a shoot-off
- (vi) If a competitor receives two broken targets in a row.

SPORTING – Targets and boundary markers are to be shown by Management to all shooters prior to commencement of competition.

There will be no sighter targets to be shot at by any shooter.

6. The Referee must at all times ensure that the target is released immediately on the competitor’s call.
7. During all qualification brackets in any event, the Referee must clearly call the result thus: one, two, lost target, no target, as appropriate.
8. Lost targets must be called immediately, and the Referee must change their decision if the target breaks before it hits the ground. In shoot offs only, the referee has the option of just calling faults thus: lost, two in points score, no target, as appropriate, providing the competitors involved agree. If that is implemented, the referee must ensure that no shooter is allowed to close their gun until the previous result has been determined.

9. The Referee is to ensure that the next shooter's gun remains fully open until the result of the previous shot has been determined. They should ensure that the competitor does not call and the target be released before the result has been determined, refer Rule 1.1(e).
10. At all times ensure that no competitor leaves a cartridge(s) in their gun after a red signal from the traphouse (breakdown etc.). TRAP– when moving from lane 5 to lane 1. SKEET – after completing a station. SPORTING – when moving from station to station.
11. TRAP – A shooter must walk in front of the Referee when changing from lanes 1 to 5, taking care not to obstruct the Referee in the execution of their duties. From 5 to 1 they should walk behind where possible.
12. The Referee must speak to a shooter immediately on any breach of the safety rules. If the rules of etiquette are broken the Referee should speak to the shooter concerned after the squad has finished, depending on the circumstances.
13. TRAP – In Single Barrel competition the Referee must ensure that one cartridge only is placed in the gun. SKEET – Where applicable the Referee must ensure that one cartridge only is placed in the gun.
14. The Referee must not restore a target if the competitor opens their gun after a malfunction without instruction. In the case of a malfunction the Referee shall visually check the safety catch is not in the on position and that the action is closed. They will request the shooter to test fire the gun once only. Under no circumstances will the Referee attempt to test fire the gun.
The following are considered malfunctions of ammunition:
 - (i) Failure to fire when firing pin indentation is clearly visible
 - (ii) When only the primer fires – or is missing
 - (iii) When the powder charge has been omitted
 - (iv) When the powder charge is not ignited
 - (v) Components of the load remain in the barrel
 - (vi) All misfires and malfunctions must be marked on the score sheet as “M”.
15. The Referee should be mindful of squad members or spectators disturbing the competitor shooting.
16. A Referee will not call no target to deny a shooter the opportunity to shoot at a whole target unless a safety hazard exists. The shooter is the only person to decide if the target is acceptable.
17. Interpretation of refusal rule:
 - (a) A shooter may refuse to shoot at any target they consider to be illegal.
 - (b) There is no limit to the number of targets the shooter may refuse providing the Referee agrees with the reasons. Obviously, if too many targets are refused for illegality, the Referee must find the cause and correct it. If the Referee does not consider the target refused is illegal, they will ask the shooter why they refused the target. If the Referee is not satisfied with the reason they will tell the shooter. They will also state that any further targets refused, that are considered by the Referee to be legal will be scored “Lost Target”. If the above situation seems likely to arise, it is preferable that a third party, qualified if possible, adjudicates subsequent refusals. The foregoing procedure in no way discriminates against

the Referee, it is meant to assist in equity of competition. A major point missed by Referees is that although a shooter may refuse to shoot at an illegal target, they are equally entitled to accept an illegal target. However, if they shoot at and miss an illegal target, the only decision open to the Referee is “Lost Target”. Similarly, if they hit it “one” or “two” is scored, abide by result.

- (c) A Referee should not call “No Target” for a fast or slow released target, nor if the target seems to them to be too high, too low or too wide. “No Target” should only be called in the case of a broken target, a pair of targets emerging instead of a single (or vice versa), or where a safety hazard exists if a shooter elects to shoot at the target.
 - (d) Referees are to ensure that “R” for refusal is entered on score sheet. Every refusal must be called either “No Target” or “Lost Target” by the Referee.
18. The Referee is to see that all competitors remain as a squad within the bounds of the layout until the last shooter has finished.
19. At the completion of each visit to a layout the Referee must request competitors to unload their guns and check their scores.

1.22 JURY

- (a) The Management shall appoint a jury of three. The jury shall be appointed from, in order, Rules Supervisors, Referee Examiners and Qualified Referees on the grounds, to examine the matter.
- (b) Should a competitor’s appeal be upheld, their deposit shall be returned and the correct ruling shall be applied to the target appealed against. Should the appeal be disallowed the deposit shall be forfeited and paid to the club concerned. There shall be no appeal against a Referee’s decision in regard to whether a target is legal or whether it has been hit or missed. See also Rule 1.13(a) & (b).

1.23 DUTIES OF A SHOOT MARSHAL

- (a) They must observe all the duties of the official Referee.
- (b) They must be present at all shoot-offs.
- (c) They must see that all traps are checked for correct height and angles during competition and prior to shoot-off.
- (d) The Shoot Marshal shall be in charge of all operations and personnel relating to the range competition, and shall be responsible only to the Management. A Shoot Marshal cannot overrule the Referee’s decision.
- (e) They must instruct and roster the duties of all personnel prior to the commencement of each day’s shooting.

1.24 REFEREE

- (a) To become a registered Referee, a candidate shall approach the nearest registered Referee Examiner. If the Referee Examiner considers the candidate has achieved a satisfactory standard by passing an examination the Examiner will submit their recommendation to the ACTA, who will issue a Referee badge to the candidate. Any candidate who has failed and wishes to be re-examined must be re-examined by the same Examiner.

- (b) The Rules Supervisors will keep a record of all Referees in their State.
- (c) Club Management complaints regarding a Referee or Referee Examiner shall be referred to the nearest Rules Supervisor for investigation. The Rules Supervisor has the power to suspend the person concerned until the ACTA Board has dealt with it. If justified, the ACTA has the power to further suspend and recall the Referee or Referee Examiner's badge.
- (d) Referees shall be appointed for a period of five (5) years and are eligible for re-examination. Any Referee or Referee Examiner who fails to register in any year will have their name automatically removed from the Association Referee and Referee Examiner list.
- (e) The Referee's decision in all cases coming under their jurisdiction as set forth in the rules shall be final. Referees are requested to wear their official badge at all shoots.

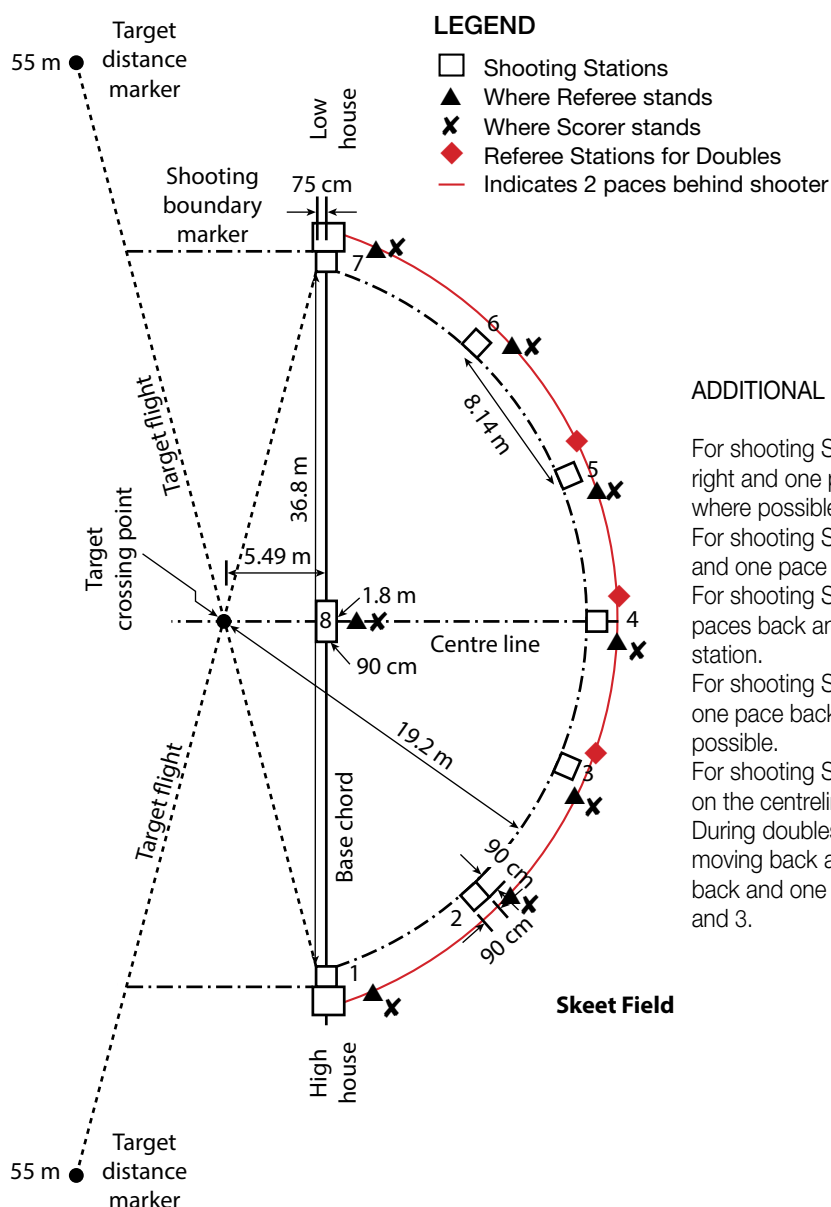
1.25 DUTIES OF REFEREES

- (a) Referees, besides attending to special duties set forth in these rules, shall adjudicate the competition, they shall distinctly and loudly announce the result of each shot by calling out "one" when the target is broken, except Points Scoring where they shall call "one" or "two". They shall decide all other issues that arise in relation to the direct competition.
- (b) A check Referee may be employed for Deauville Doubles and Double Rise competition, with the Chief Referee to give the decision.
- (c) If the Referee is negligent, or inefficient, impairing thereby the equity of the competition, the Management may forthwith remove them. This rule applies also to scorers, target release operators, trappers and any other of the staff. See also Rule 1.22(c).
- (d) The Referee is empowered to challenge the ammunition used by any competitor.
- (e) The Referee has power to alter their decision. If altering their decision on "lost target" or "balk" etc., during the competition, this must be done before the shooter in question shoots their next target or the shooter leaves the tracks should this be their last target.
- (f) The officiating Referee MUST have a trap checked and if required adjusted immediately, if in the opinion of the majority of the competitors in the squad, it is not throwing legal targets. Immediately following such alteration, a target must be thrown and the competition continued. Unauthorised shooters are not to interfere with or attempt to interfere with the setting of the trap. Violation of this rule may be grounds for disqualification from the event. See also Rule 7.4(b).
- (g) They must have sufficient knowledge of the rules to conduct and adjudicate a competition.
- (h) It is their responsibility to announce the conditions as set out in the rules for each event before the competition commences, also to deploy shooters to their correct firing lanes.
- (i) As shooting proceeds they must observe that shooters are commencing on their correct mark, not shooting out of turn, are handling their guns with safety, and using the correct cartridge.
- (j) The Referee must be efficient and alert at all times and it is most important that they should gain the confidence and respect of each and every competitor.

1.26 REFEREE AND SCORER

- The Scorer shall keep an accurate record of each shot, according to the Referee's call. They shall mark the figure 1, 2 or 0 relative to the Referee's call. If the Scorer is incompetent at scoring, the Referee has the right to change the Scorer before commencement or during the event.
- All malfunctions, faulty cartridges or misfires must be recorded on the score sheet as "M" for malfunction, "R" for all refusals.
- The official score must be kept on a score sheet and be available for inspection by the competitor.
- It shall be the responsibility of the competitor to check their score with the score sheets before leaving the shooting tracks. Any protest on a score must be lodged with the Referee immediately, i.e. before leaving the shooting tracks. Such protest can only be made against an incorrectly recorded score.
- The positioning of Referees and Scorers be in keeping with the positions in the illustrated Skeet Field.

Note: Scorers to be positioned in immediate proximity of the Referee – for SKEET using the positions illustrated, on page 18. See also Rule 3.1.



ADDITIONAL INFORMATION

For shooting Station 1, stand two paces to the right and one pace back of the front of Station 1 where possible.

For shooting Station 2, stand two paces back and one pace right of Station 2.

For shooting Stations 3,4,5 and 6 stand two paces back and one pace left of the respective station.

For shooting Station 7 stand two paces left and one pace back of the front of Station 7 where possible.

For shooting Station 8 stand two paces infield on the centreline of Station 8.

During doubles shooting when shooters are moving back around the circle, stand two paces back and one pace to the right of Stations 5,4 and 3.

1.27 DUTIES OF REFEREE EXAMINER

- (a) To examine applicants for Referee in Trap, Skeet, Sporting and ISSF who have been recommended as required in the ACTA Shooting Rules.
- (b) To assess the applicant's temperament, fairness, their ability to control a situation and their personal behaviour on the shooting tracks as a shooter before considering an examination.
- (c) To observe the actions of existing Referees on the shooting ground and to discuss any problems or make any recommendations considered appropriate.
- (d) To arrange the re-examination and re-appointment of any Referee.
- (e) To make themselves available when convenient to attend rules discussions when required by clubs.
- (f) Prior to the applicant attaining the status of Referee Examiner, an applicant must have held a current Referee badge and passed an examination by a Rules Supervisor.
- (g) Referee Examiners shall be appointed for a period of five (5) years and are eligible for re-appointment.

1.28 DUTIES OF RULES SUPERVISOR

- (a) Suitably qualified individuals will be appointed to the position of ACTA Rules Supervisor, by the ACTA Board, based on the recommendation of the relevant sub-committee as advised by the National Rules Supervisor and shall be appointed for a period of five (5) years and are eligible for re-appointment by the ACTA Board.
- (b) Rules Supervisors will be appointed to cover the National Association in the most efficient manner as dictated by membership needs and geography.
- (c) To examine applicants theoretically and practically for the positions of ACTA Trap, Skeet, Sporting and ISSF Referee Examiners and to advise the ACTA when the applicants are successful. Referee Examiner appointments should be limited in each State to ensure consistency.
- (d) To observe the actions of existing Referee Examiners and Referees and to discuss any problems concerning their duties.
- (e) To investigate the written complaint of any Club Management or Referee Examiner concerning the ability of existing Referees and to report with full facts to the National Rules Supervisor who if concerned may recommend to the ACTA Board that action be taken.
- (f) To investigate the written complaint of any Club Management concerning the ability of any Referee Examiner and to report with full facts to the National Rules Supervisor who if concerned may recommend to the ACTA Board that action be taken.
- (g) To arrange the re-examination and re-appointment of any Referee Examiner.
- (h) A Rules Supervisor should not generally carry out referee examinations but may do so if requested or if there is no Referee Examiner in the area.
- (i) To make themselves available when convenient to attend rules discussions when requested by clubs. To make themselves available to attend Rules Supervisors meetings as required.
- (j) To keep an up to date list of current Referees within their State and to arrange for their re-appointment prior to the expiry date.

- (k) To investigate breaches of these Shooting Rules by competitors or Clubs and provide a written report of the findings to the ACTA Board for action.
- (l) To adjudicate on the interpretation of these shooting rules when requested by Club Management or individual members.
- (m) To have applicants examined on their safe use and competency when using a release trigger.
- (n) Rules Supervisors are to have proposed rule changes endorsed and submitted to the appropriate ACTA Sub-committee by their State Association.

1.29 BREAK RECOGNITION

- (a) Break Badges will be recognised in sequences of 50, 75, 100, 150, 200, 250 and so on, provided these are shot over oscillating traps under double or single barrel conditions and in regular competition on one day only, excepting over a program of two or more successive days.
- (b) Break badges may also be similarly earned for all ISSF events, ball trap and double rise, i.e. 25 pairs, 50 pairs and so on, and in Continental or Tower events provided that the break is achieved from events of the same nature. ACTA Sporting disciplines, including 5 Stand, Sportrap and English Sporting will also recognise break badges of 25, 50, 75, 100 plus targets.
- (c) A break in progress is terminated when a legal target is fired at and called lost. In regular Skeet events shoot-off targets will only be recognised if they conform to the format of the event. Any deviation from a break in progress, such as shooting a different event or changing the format of a shoot-off, for example shooting doubles from stations 3, 4 & 5 will neither add to nor terminate a break in progress.
- (d) Clubs must submit a “Long Break Recognition” form, (available from the ACTA website) duly completed to the ACTA, with the prescribed fee for each requested badge, before recognition can be considered or granted. Break badges, once they have been obtained, will not be repeated. Badges for “25 metres” will also be available to those attaining this as their registered handicap.
- (e) Break badges are available for all breaks up to and including the break, in the recognised sequence, as a result of any one break.

1.30 LONG BREAK RECORDS

- (a) In Australia – may be established by any shooter competing in Australia under ACTA rules. Long break records may only be established in Australia.
- (b) Long break records will only be recognised if shot over an advertised program and the shooter has finished their event.
- (c) Any tournament from club level upwards can be used for the purpose of establishment of long break records.
- (d) Long break records are only recognised in the following Disciplines.
 - (i) Trap – Double Barrel, Single Barrel, Points Score, Double Rise, Handicap (25 Metre only), Continental DB, SB, and Points Score
 - (ii) Olympic (ISSF) Trap
 - (iii) Olympic (ISSF) Skeet
 - (iv) Ball Trap

- (v) Tower
- (vi) Skeet, 20 gauge, 28 gauge, 410 bore
- (vii) Skeet Doubles.
- (e) All applications for recognition of a long break record established in Australia must be accompanied by proper verification (that is, signed scoresheets) and submitted on the official ACTA form (available upon request).
- (f) Once a long break record is established the competitor's name shall be recorded in the appropriate category together with the long break record score. Any competitor who subsequently equals this score shall have their name recorded alongside the current record holder(s). Any competitor who subsequently betters this score shall have their name entered as the record holder together with the new long break record score and the previous holder(s) name(s) and score(s) shall be deleted.
- (g) The National Office shall keep a complete list, both past and present, of record holders and their scores, together with the dates established.
- (h) Any dispute over the recognition of any long break record shall be referred to the ACTA Board, whose decision shall be final.

2. ADMINISTRATION - TRAP

INDEX

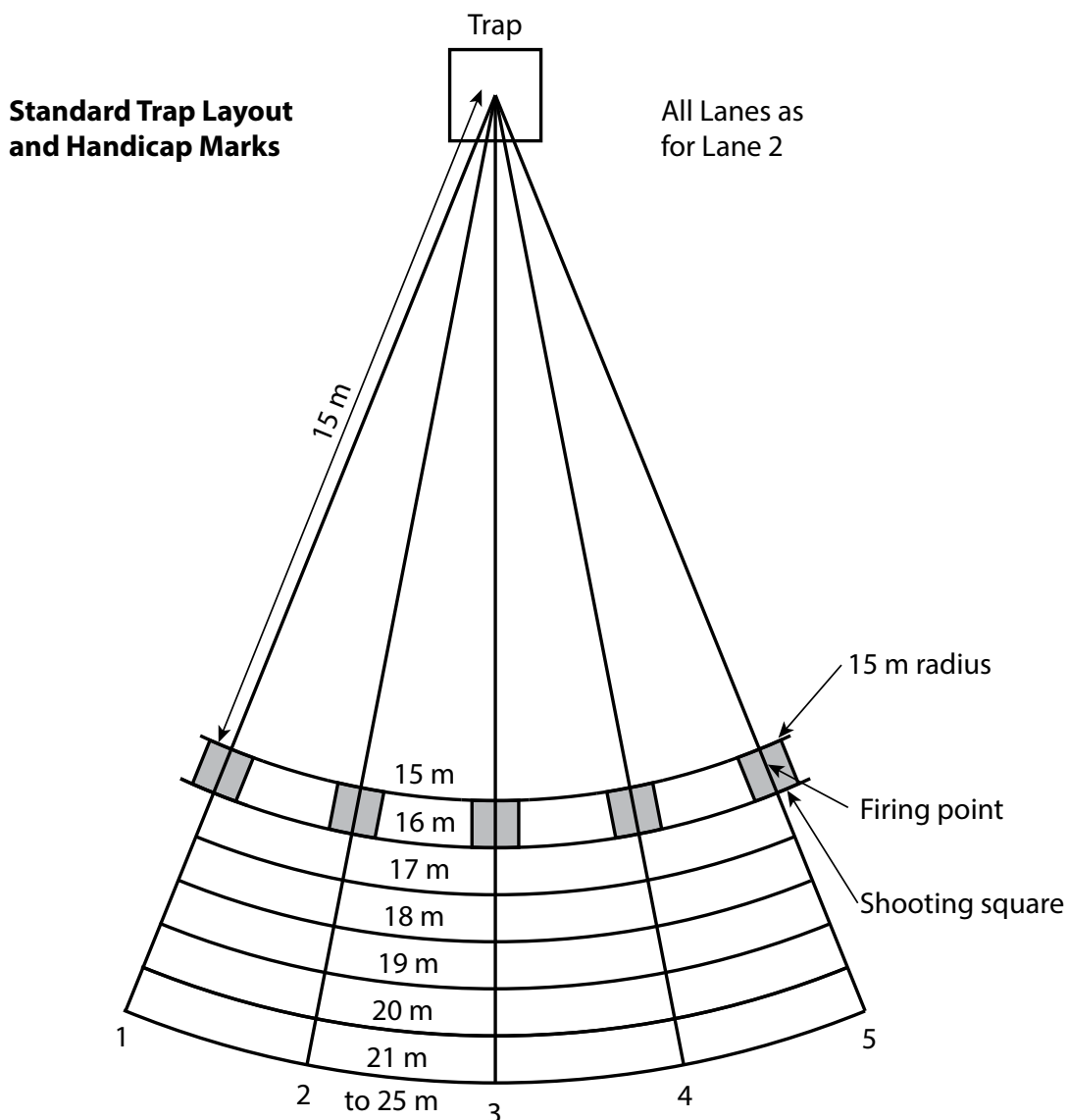
- 2.1 Trap Layout
- 2.2 Firing Points for Handicaps
- 2.3 Traphouses
- 2.4 Legal Targets – Singles
- 2.5 Legal Targets – Doubles

2.1 TRAP LAYOUT

- (a) A standard trap layout shall consist of five firing points arranged on the arc of a circle of radius 16 metres and whose centre is the trap, firing points to be 3 metres apart, centre to centre, numbered 1-5 from left to right when viewed from the firing points and facing the trap, with No. 3 firing point directly behind the trap.
- (b) A horizontal line joining No. 3 firing point and the trap and prolonged indefinitely will be known as the "Centre Line".

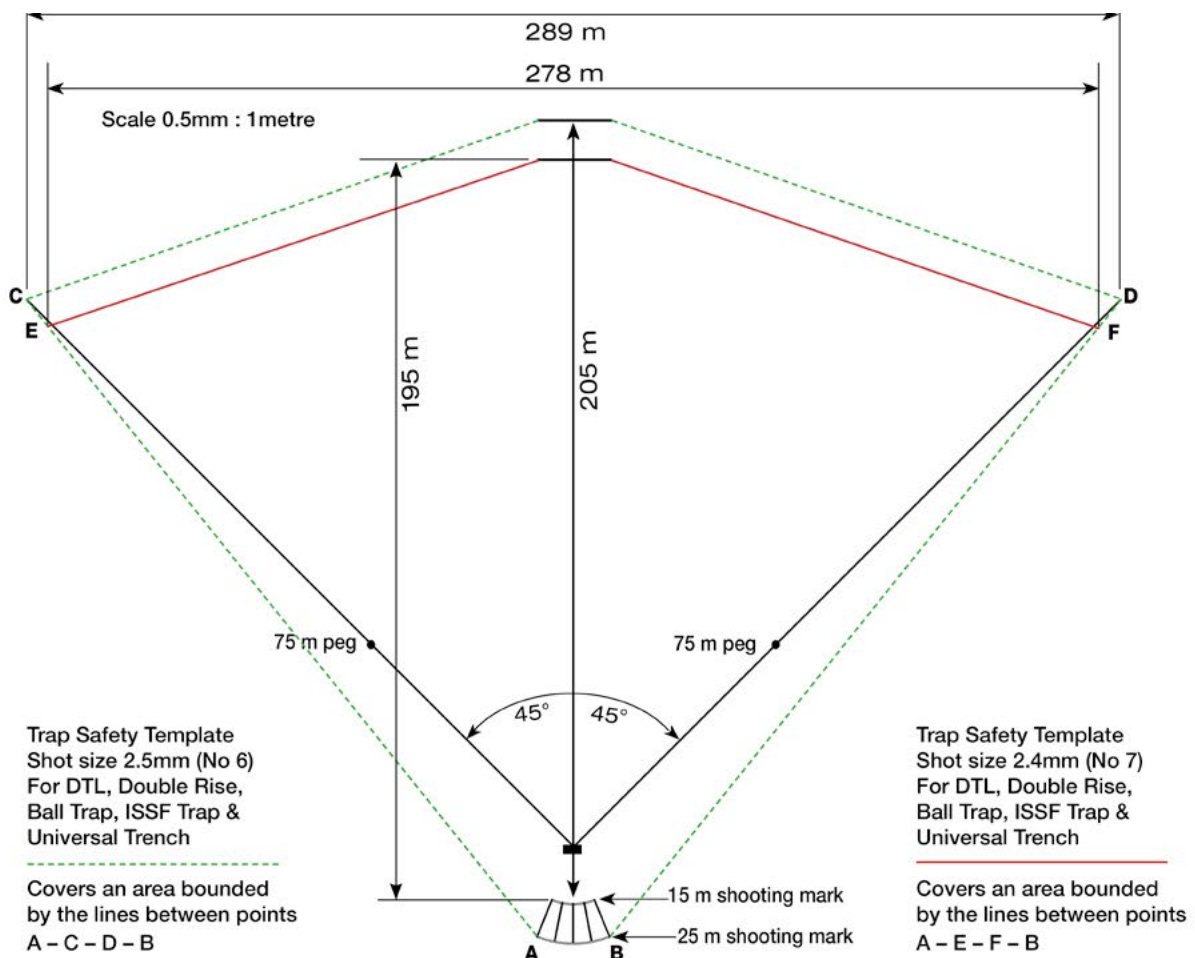
2.2 FIRING POINTS FOR HANDICAPS

- (a) These firing points are situated at intervals of 1 metre from 15 to 25 metres behind the trap on lines from the trap extended through the firing points for standard trap layout. These firing points may be referred to as "Handicap Marks" and each line of firing points shall be known as a shooting lane.
- (b) The 15 metre mark is to be measured from the top centre pivot point of the trap.
- (c) This collection of firing points and shooting lanes, forming a fan shaped pattern, shall be known as the "Shooting Tracks" and on each lane distances should be clearly marked to signify the forward limit of each firing point.
- (d) Standard trap layout and handicap marks are shown in figure.

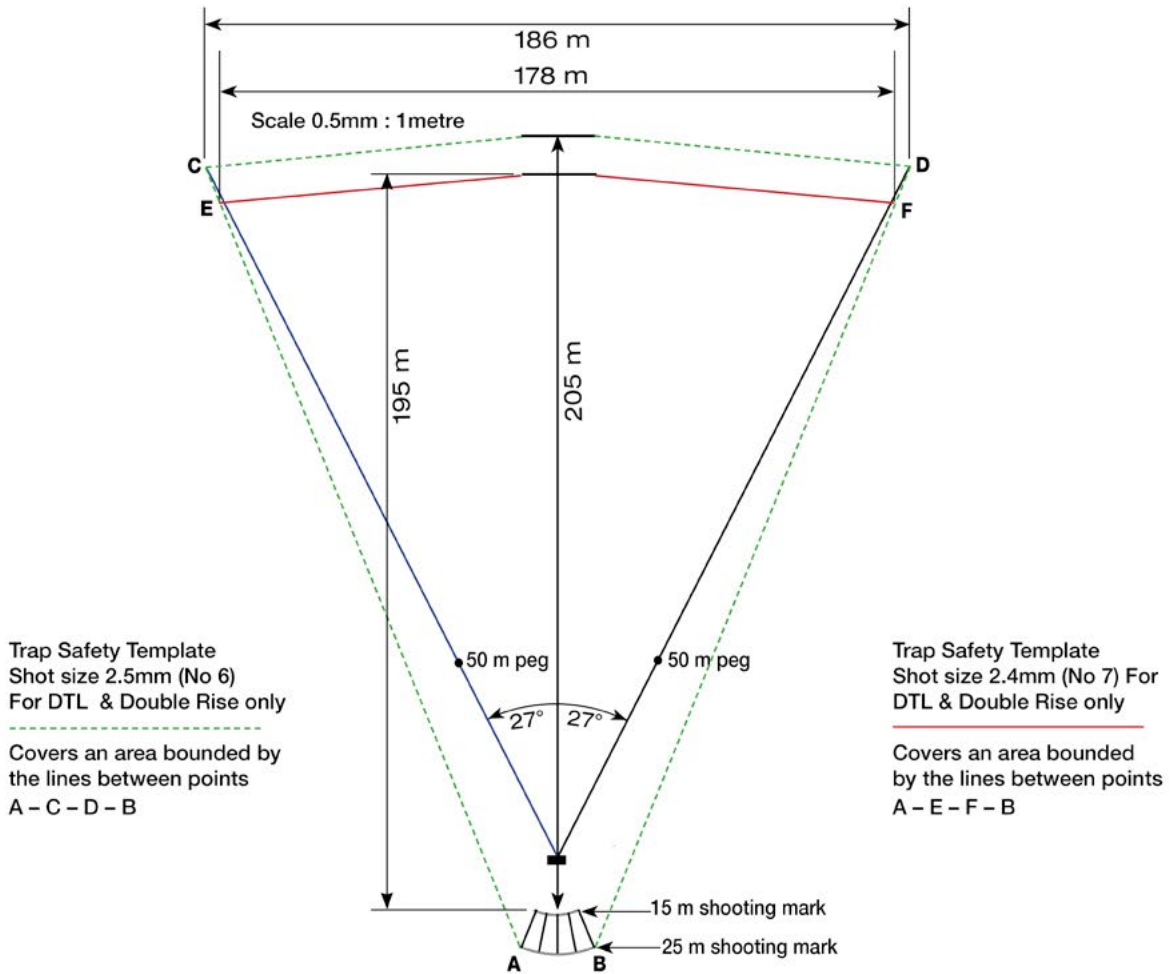


2.3 TRAPHOUSES

- (a) Traphouses must be designed to give full protection to the trappers. Traphouses are to be 0.8 metres high in the front, sloping to 0.65 metres high at the back. They shall be 2 metres from back to front and 2.5 metres wide. A tolerance of 10 centimetres either way is permissible on both these dimensions. All height measurements must be taken from the level of the centre lane. The trap must be mounted in a manner that will bring the top centre pivot point of the throwing arm 25 centimetres above the level of the centre lane, 0.5 metres from the front of the traphouse and 30 centimetres left of the centre for single oscillating traps. If using twin traps, the left trap will be positioned with its pivot point as for single trap set ups, with the pivot point 30 centimetres left of centre. A tolerance of 5 centimetres either side of these dimensions is permissible. Traphouses constructed prior to Jan 2005 are approved, providing they comply with the following dimensions. They should be not more than 1 metre high in front, sloping to 85 centimetres high at the back, be 2 metres from back to front and 2.5 metres wide. The height of the pivot point above the centre lane for the traps should be 25 centimetres, but must not exceed 35 centimetres.
- (b) If when installing an automatic trap, Rule 2.3(a) cannot be adhered to, then the target is to be thrown at an angle of 15 degrees vertically as per the line of target flight, with the height stick adjusted to make this possible. (See diagrams 2.4 (b)).
- (c) Layout Safety Template for DTL, Double Rise, Ball Trap, ISSF Trap and Universal Trench.

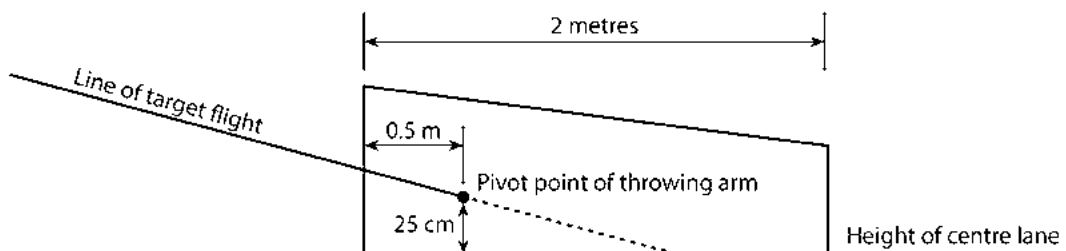


(d) Trap Layout Safety Template for DTL and Double Rise only.



2.4 LEGAL TARGETS – SINGLES

- (a) Targets, to be legal, shall be thrown 48 metres (+/- 2 metres) in still air with a flight of 3 metres (+/- 0.25 metres) above the centre lane at a point 10 metres from the trap. The flight of targets shall be at unknown angles, thrown within an area subtending an angle at the trap of 22 degrees (+/- 5 degrees) right and left of the centreline.
- (b) As an aid in determining the legality of targets, where possible three pegs at least 1 metre high are to be placed on the arc of a circle (known at the “Distance Circle”) of radius 48 metres and whose centre is the trap; one on the centre line – “The Central Peg” – and one other each 22 degrees to the right and left of centre line respectively. These two pegs will be known as the “Lateral Limit Pegs”. Concrete blocks and measuring sticks for measuring target height are to be standard equipment at all clubs.



- (c) Use of Radar/Speed Guns – Where the distance of targets cannot be measured due to geographical features that limit the provision of “Lateral Limit Pegs”, and or as an aid to setting uniform target speeds, a Radar/Speed Gun may be used in conjunction with height pegs to establish target distance.

Two types of Radar/Speed Gun – High Power and Low Power:

- (i) High Power – (Kustompro, Stalker, Vitronics, LTI & similar), measure target speed leaving the edge of the trap, used from the 15 metre mark with the trap set on straight away
- (ii) Low Power – (Bushnell, Sport Radar & similar), used to measure target speed leaving from the edge of the trap used from immediately behind the traphouse with the trap set on straight away.

Target Speeds Single Target – minimum 67.5 km/hr, maximum 69.25 km/hr.

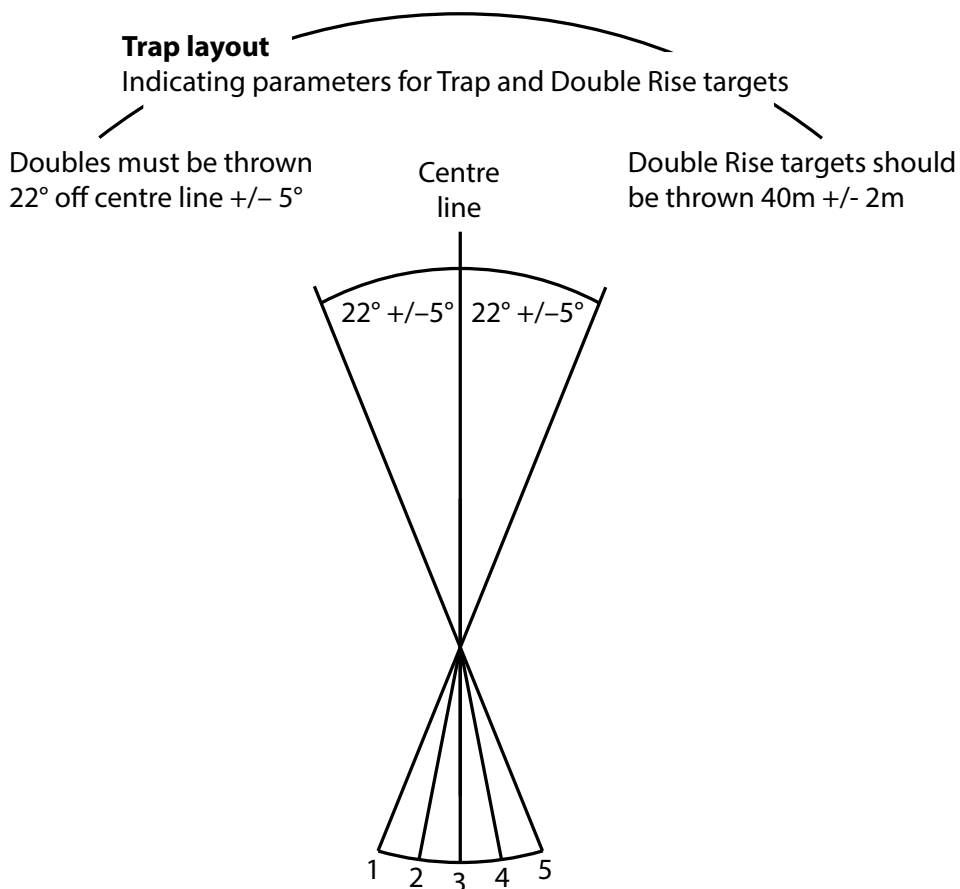
2.5 LEGAL TARGETS – DOUBLES

Each pair of double rise targets shall be thrown as left and right quartering respectively at right and left of the centerline. Targets to be legal, shall be thrown 40 metres (+/- 2 metres) in still air with a flight of 3 metres (+/- 0.25 metres), above the centre lane at a point 10 metres from the trap.

Target angles will be 22 degrees right and left of centreline +/- 5 degrees.

For target set-up using radar gun refer Rule 2.4(c).

Target speeds Double Rise – Right hand target off single trap – 62.75 km/hr, maximum 64.5 km/hr. Both targets off twin traps 62.75 km/hr, maximum 64.5 km/hr.



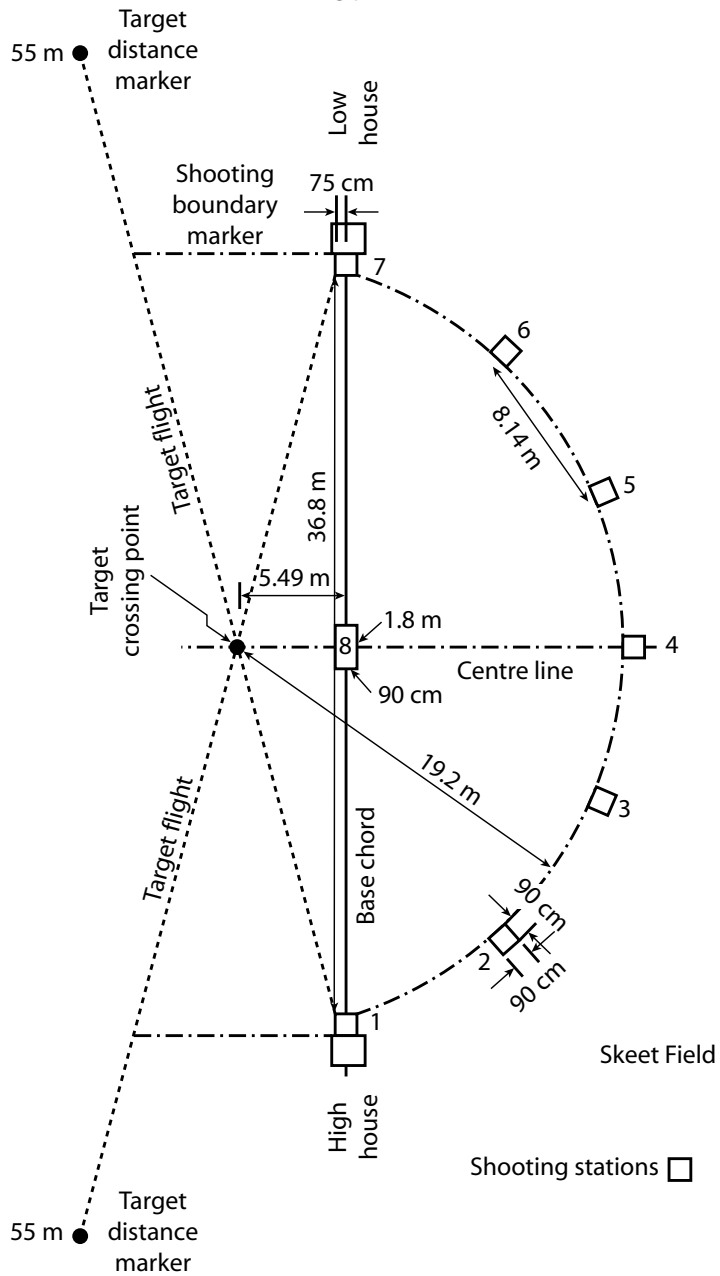
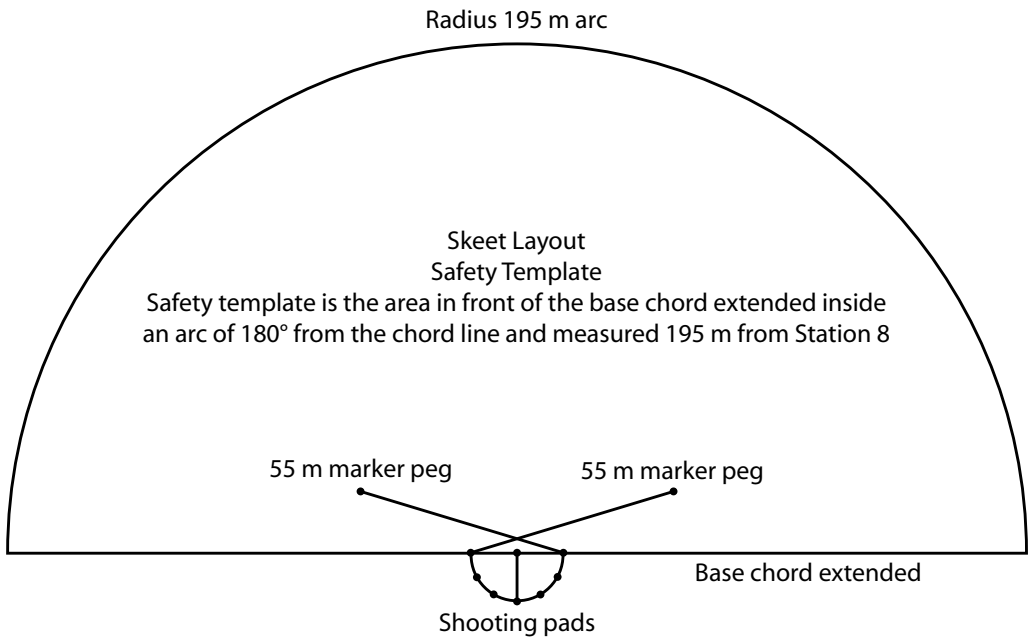
3.00 ADMINISTRATION – SKEET

INDEX

- 3.1 Field Layout
- 3.2 Shooting Bounds
- 3.3 Traphouses
- 3.4 Legal Target
- 3.5 Regular Double

3.1 FIELD LAYOUT

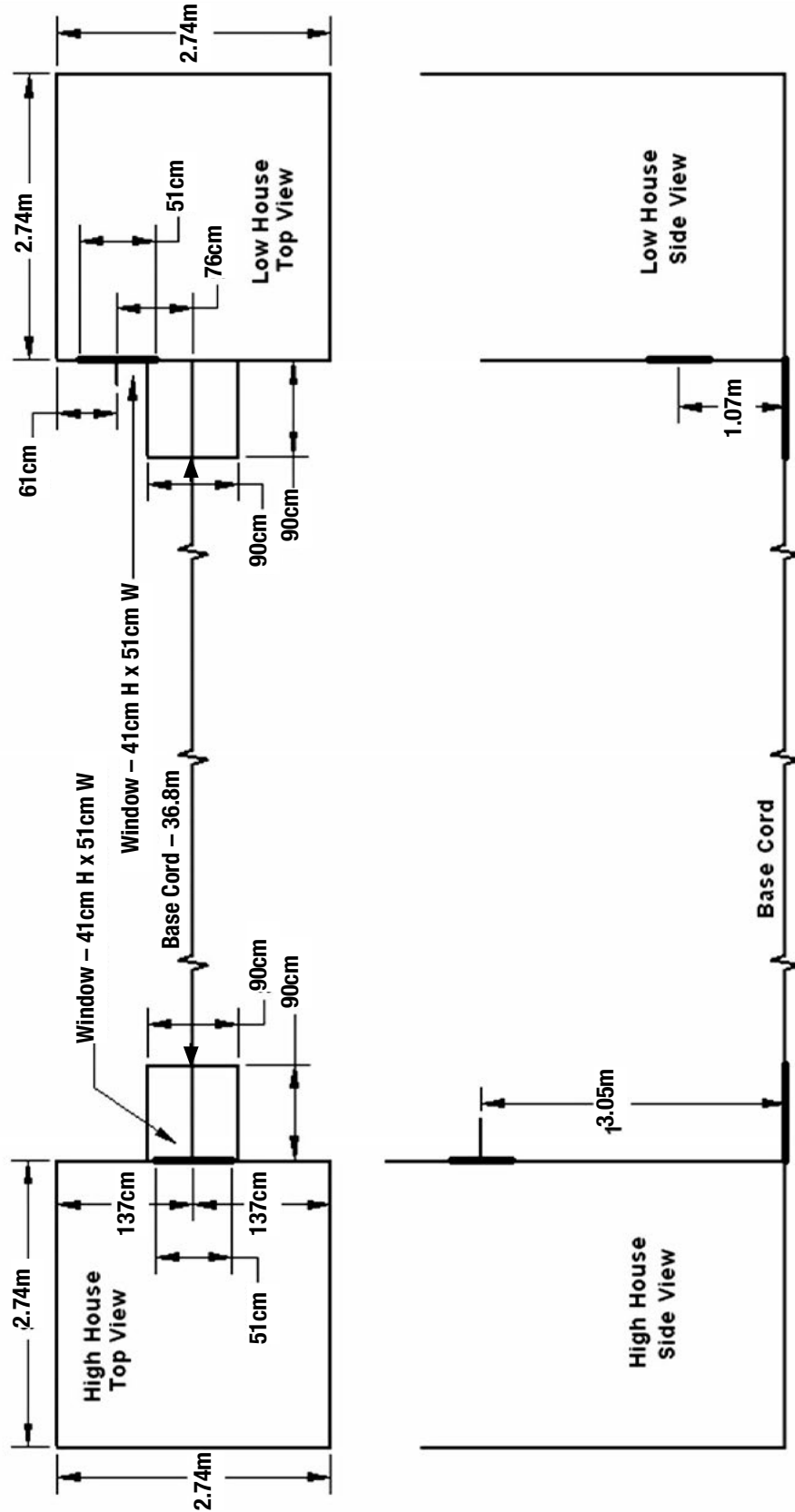
- (a) A skeet field shall consist of eight shooting stations arranged on a segment of a circle of 19.2 metres radius, with a base chord 36.8 metres long, drawn 5.49 metres from the centre of the circle. The centre of the circle is known as the target crossing point and is indicated by a marker.
- (b) Station 1 is located at the left end of the base chord, and station 7 at the right end when facing the centre whilst standing on the periphery of the segment. Stations 2 to 6 inclusive, are located on the periphery at points equal distant from each other (the exact distance between stations 1 and 2, 2 and 3, etc. is 8.14 metres). Station 8 is located at the centre of the base chord.
- (c) Shooting stations one and seven are a square area 900 mm on a side with two sides parallel to the base chord. Shooting stations two to six inclusive, are a square area 900 mm on a side, with two sides parallel to a radius of the circle drawn through the station marker. Shooting station eight is a rectangular area 900 mm wide by 1800 mm long, with the long sides parallel to the base chord. The location of each shooting station shall be accurately designated. For shooting stations one to seven it is in the centre of the nearest side to the target crossing point, of a suitable pad 900 mm square with the front edge on the periphery of the circle. However, the pad for shooting station eight is placed lengthwise on the centre point of the base chord and is 900 mm by 1800 mm. The centre of station eight is on a line drawn between the centres of stations one and seven. The designated shooting station for each house, is the half of the rectangular pad, most distant from the respective house.
- (d) A shield must be installed at the target opening of each traphouse, so that any trap operator is not visible to the shooter when firing from any station. This precaution is required as a safety factor for the protection of any trap operator from possible injury from direct or ricocheting shot. Targets chutes on new skeet layouts as of 1 January 2020 must comply with ACTA dimensions.
- (e) One target should emerge from a traphouse (called high house) at a point 90 centimetres beyond the front of pad one (measured along the base chord extended) and 3.05 metres above ground level. The other should emerge from a traphouse (called low house) at a point 90 centimetres beyond the front of pad seven (measured along the base chord extended) and 75 centimetres from the base chord extended (measured on side of target crossing point) and 1.07 metres above the ground.
- (f) Suitable markers shall be placed at points 40.23 metres and 55 metres from both the high and low house measured along the flight of a regular target. The first marker shall indicate the shooting boundary limit and the second marker shall indicate the minimum distance a target shall travel in still air.
- (g) The target crossing point must be marked in a visible manner where geographically possible.
- (h) It is recommended and desirable that the side of the traphouse, from the bottom of the chute to the top of the house, be a very light colour or painted white where feasible.
- (i) As a safety precaution, safety fences should be erected running at right angles to the base chord from both the high and low traphouses to at least level with No. 4 Station. (Grounds should meet State safety requirements.)



3.2 SHOOTING BOUNDS

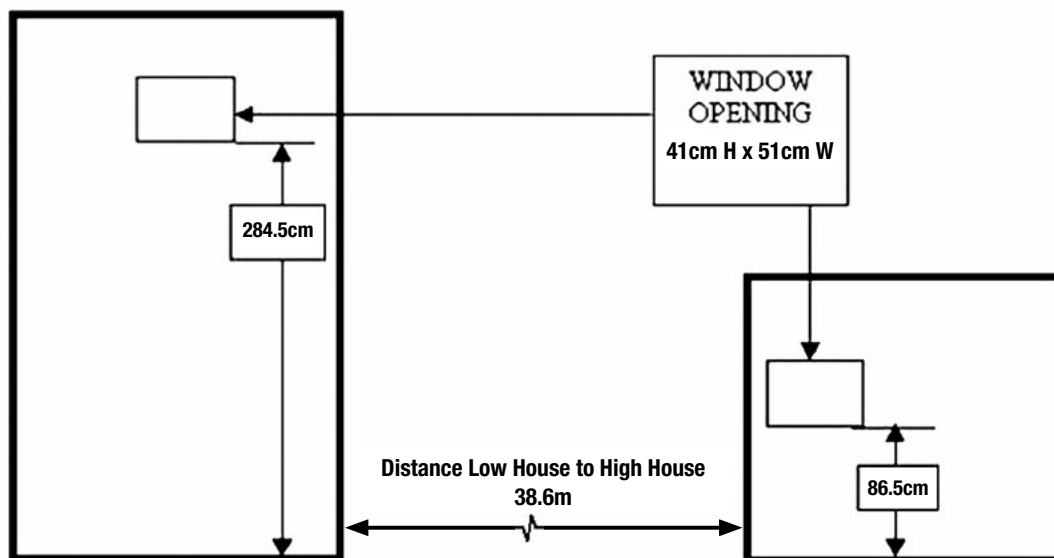
For Stations 1 to 7 inclusive, to be an area 40.23 metres in front of the traphouse from which the target is released. These bounds must be clearly marked on the skeet field with a suitable marker (see field layout). For No. 8 Station, to be from the traphouse from whence the target is released to a point defined on the field layout as the centre line.

High and Low House Window Placements



3.3 TRAPHOUSES

Traphouses shall be used to give full protection to the trappers.



3.4 LEGAL TARGET

- (a) Is released “instantly” in response to the competitor’s acceptable call. It may be released by the puller, who must be either the Referee or an authorised target release operator appointed by shoot Management. Or it may be released by voice activated electronic equipment, provided that equipment incorporates a delay mechanism that is timed to imitate the biological reaction time of a human puller. This delay time is necessary to allow equitable integration between events using pullers, and events using voice release.
- (b) Passes within 45 centimetres horizontally or vertically of a point 4.57 metres above the target crossing point. For this purpose a target setting hoop should be used. Such hoop is 90 cm in diameter and mounted on a 4.12 metre long pole.
- (c) In still air, when passing through the centre of the target setting hoop, must carry to a distance equivalent on level ground to 55 metres with an allowable tolerance of plus or minus two metres.
- (d) As an aid to setting uniform targets, a Radar/Speed Gun may be used in conjunction with the target setting hoop and target distance markers:
 - Aim radar gun at centre of the setting hoop
 - High house target speed 74 to 76 kph
 - Low House target speed 77 to 79 kph.

3.5 REGULAR DOUBLE

Two legal targets released simultaneously (one from each traphouse). Proof double, two legal targets released simultaneously (one from each traphouse) to establish a result not yet determined.

4.00 ADMINISTRATION – SPORTING

INDEX

- 4.1 Shooting Range and Grounds
- 4.2 Traphouses and Traps
- 4.3 Titles

4.1 SHOOTING RANGE AND GROUNDS

- (a) Following the configuration of the grounds, a sporting clays range must be equipped with a sufficient number of traps so that the competitor will shoot a variety of field style targets.
- (b) In order to simulate the above, targets shall be thrown at various speeds, singles or doubles, from in front or from behind, low or high, straight away, crossing, quartering or incoming, from either side.
- (c) When setting up a sporting clay course, the club concerned must make sure that traps and boundary markers are positioned in such a way that they afford maximum safety, to trapper, shooters and any spectators. Guns are not to be taken past the boundary markers when shooting. A penalty of one target may be imposed by Club Management if a competitor fails to comply.
- (d) The shooting station is defined as a caged area (1 square metre) from where the shooter will shoot their target or targets.
- (e) All stands are to have muzzle restraints to limit the arc of fire to safe areas.

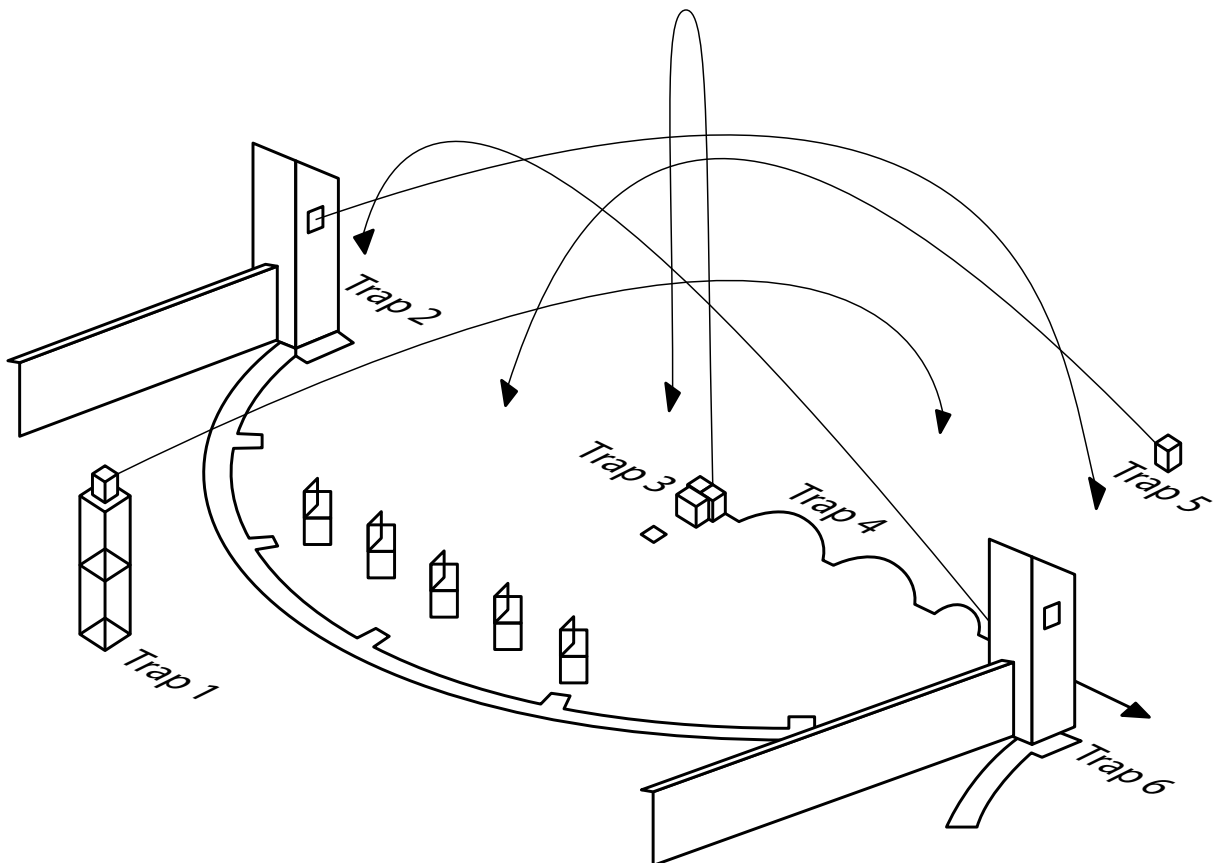
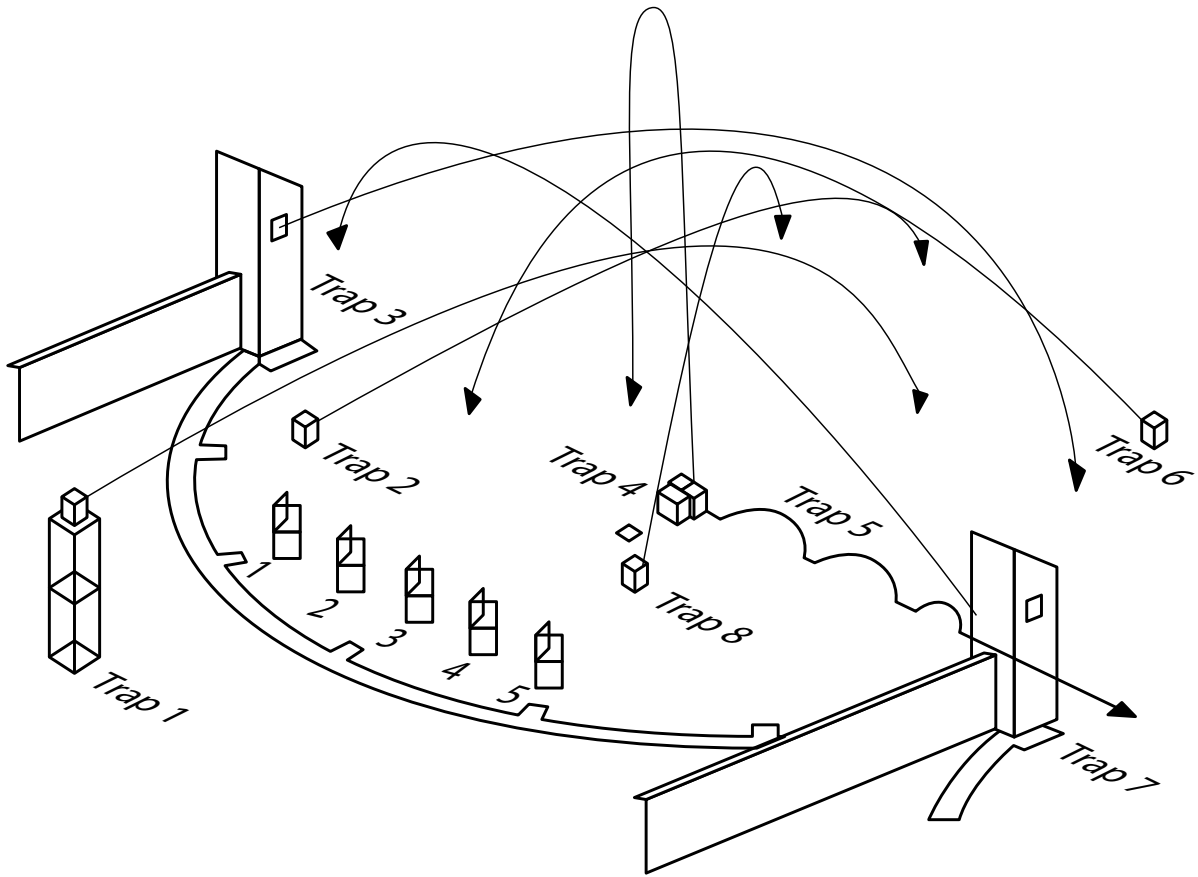
4.2 TRAPS

- (a) Targets will be propelled by, and launched from any mechanical device that can achieve the desired trajectory and speed, using approved targets. Release may be by any means capable of producing the required release.
- (b) Devices that propel more than one target are acceptable.
- (c) Devices propelling targets of more than one type, and devices capable of providing targets at varying angles may be employed, but only in such a fashion that all targets presented are the same for all shooters. Hand throwers are prohibited.
- (d) Competition must be suspended when trappers are attending to or filling traps.

4.3 TITLES

- (a) National Titles shall be a graded event, minimum of 100 targets. Two days may be taken to conduct this event.
- (b) State Titles shall be a graded event, minimum of 75 targets.
- (c) At National and State Events, Section High Guns will be awarded to the highest scoring shooter in that section.

Examples of Five-Stand Sporting Layouts

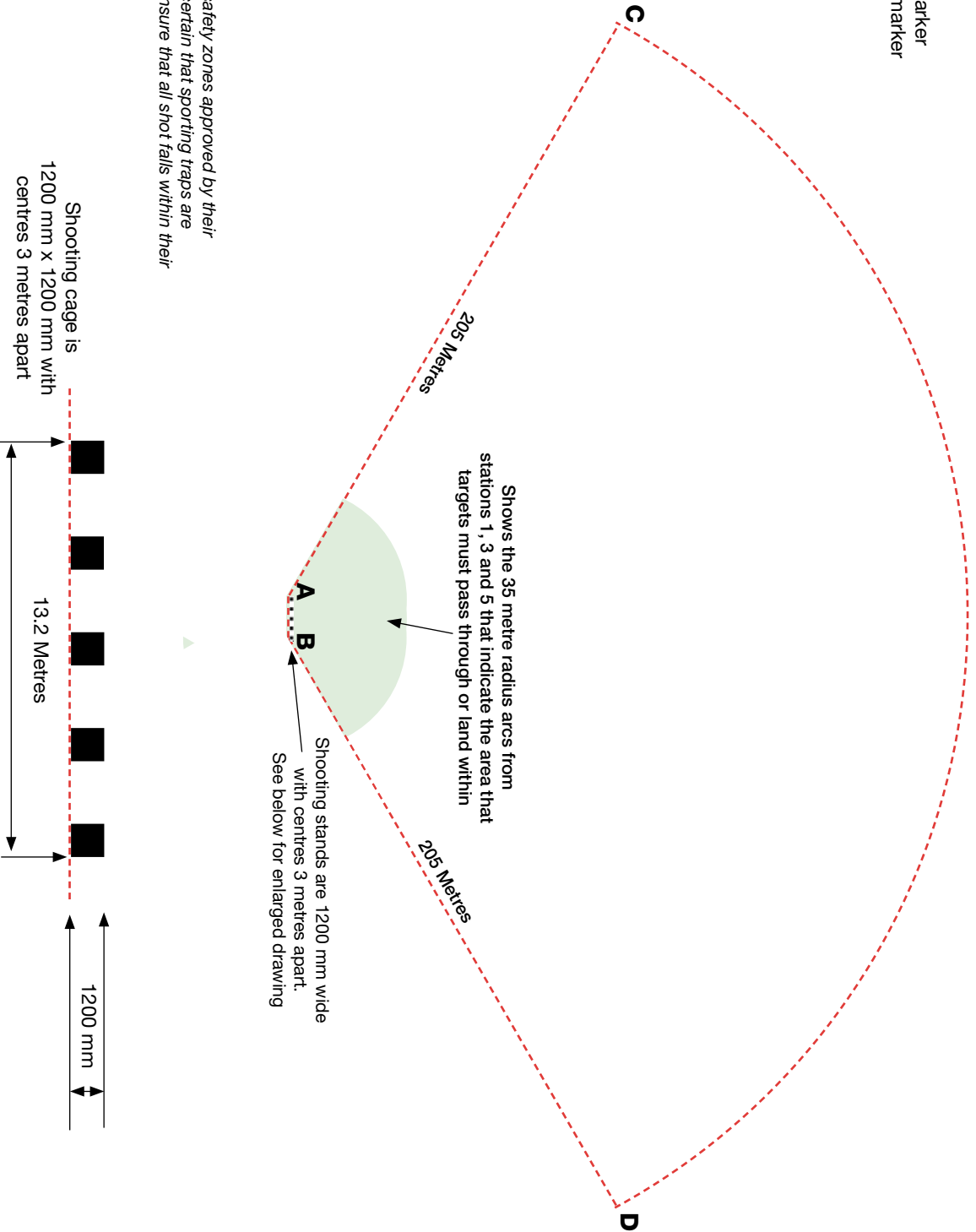


Scale: 0.5 mm = 1 metre

- A — Shooter No. 1
- B — Shooter No. 5
- C - Left 205 metre marker
- D - Right 205 metre marker

ACTA SPORTRAP, ACTA 5 STAND SPORTING & ACTA ENGLISH SPORTING

Safety template – covers an area bounded between points A – B, A – C and B – D and the arc C – D



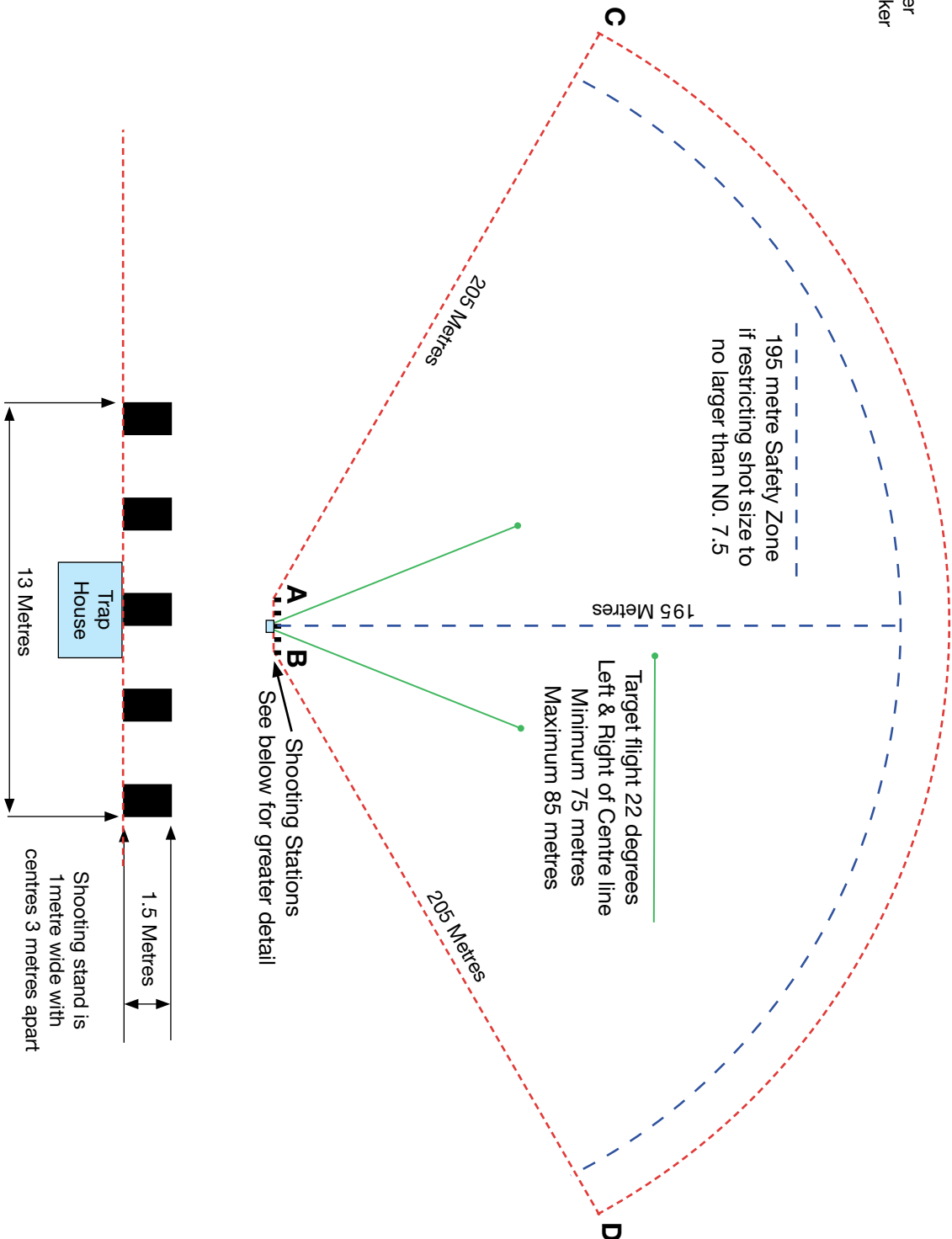
NOTE: Clubs that have safety zones approved by their State laws, must make certain that sporting traps are strategically placed to ensure that all shot falls within their prescribed safety zone.

ACTIA TOWER

Safety template – covers an area bounded between points A – B, A – C and B – D and the arc C – D

Scale: 0.5mm = 1 metre

- A — Shooter No. 1
- B — Shooter No. 5
- C – Left 205 metre marker
- D – Right 205 metre marker



5.00 TECHNICAL RULES – TRAP

INDEX

- 5.1 Procedure
- 5.2 Squads
- 5.3 Broken Targets
- 5.4 Dusted Targets
- 5.5 No Target
- 5.6 No Target Doubles
- 5.7 Lost Target
- 5.8 Types of Shooting
 - 5.8.1 Double Barrel
 - 5.8.2 Single Barrel
 - 5.8.3 Points Score
 - 5.8.4 Handicap
 - 5.8.5 Double Rise
 - 5.8.6 Deauville Doubles
 - 5.8.7 Walk-Up
 - 5.8.8 Mixed Targets
 - 5.8.9 Champion of Champions
 - 5.8.10 Tower Events
 - 5.8.11 Continental
 - 5.8.12 Ball Trap
- 5.9 Competition Conditions
- 5.10 Competitions
 - 5.10.1 Mackintosh International Trap Teams Match
 - 5.10.2 Australian National Double Barrel Championship
 - 5.10.3 Australian National Single Barrel Championship
 - 5.10.4 Australian National Double Rise Championship
 - 5.10.5 Australian National Deauville Doubles Championship
 - 5.10.6 Australia – New Zealand Trap Championship
 - 5.10.7 Champion of Champions Cup
 - 5.10.8 Grand Australian Handicap
 - 5.10.9 Entrance Fees
 - 5.10.10 National Overall High Gun Trophies
 - 5.10.11 Australia – New Zealand Trap Teams Match (Glenn Cup)
 - 5.10.12 Commonwealth Events (Day or Night)
 - 5.10.13 State Events (Day or Night)
 - 5.10.14 Zone Events (Day or Night)

- 5.10.15 District/Club Events (Day or Night)
- 5.10.16 Interstate Postal Team Matches – Trap
- 5.10.17 Event Ties Trap
- 5.10.18 High Gun Trap
- 5.10.19 State Shoulder to Shoulder Team Matches – Trap

5.1 PROCEDURE

- (a) A competitor must be at the firing point within two minutes of being called, with sufficient ammunition to complete the bracket. Failing this they may be disqualified, penalised with loss of targets, or be re-squadded at the discretion of the club.
- (b) A target must be thrown for the first shooter on their call, to view at their first and subsequent visit to each trap or after a break in shooting.
- (c) When at the firing point ready for competition, the competitor shall distinctly give the command “pull” or a similar command to the Referee and thereafter the competitor is in the competition.
- (d) Once reaching their shooting mark a shooter must stand on the station, position themselves, load their gun and call for their target within 10 seconds of the result of the preceding target being determined by the Referee or after the Referee has given the signal to commence firing or to resume firing. A breach of this time limit will draw a warning at the first infringement. All subsequent infringements will be penalised 1 target per occurrence, deducted from the score at end of round.
- (e) When it is their turn to shoot, a competitor shall close their gun only when at the firing point and facing the traps, they must remove the cartridge or cartridges from their gun before turning from the firing point on number five lane and proceeding to number one lane and shall not reload until standing on number one lane. The cartridge or cartridges must be removed from any magazine gun between each lane.
- (f) The competitor must stand with both feet entirely within the boundary of the shooting station, except as allowed under Section 5.7(e).
- (g) Provided they are standing on the mark from where they are going to shoot, a competitor may place cartridges into the breech whilst they are waiting their turn to shoot.
- (h) Shooters must not close or attempt to mount the gun to the shoulder until the result of the previous shot has been determined by the referee.
- (i) All competitors shall change lanes as per event conditions (eg. Single or multiple targets per lane). Once having fired their shot, a competitor may move back along their own shooting lane but must not move off their shooting lane until the next competitor has fired their shot or a vacant lane exists between competitors. The next shooter on number five lane who, having removed cartridges from their gun before turning around, may proceed to number one lane, but must not reload until they are standing on the lane. No person shall close their gun until all persons on the shooting tracks have withdrawn to a handicap mark at least equal to their own.
- (j) Unless, in the opinion of the referee, it is contrary to the equity of the competition, a competitor taking part in the competition may shoot at pieces of their own target, if they so wish.
- (k) Empty shells on the ground must not be collected whilst shooters are on the tracks. Only those people directly associated with the competition will be on the tracks whilst the shoot is in progress.
- (l) No competitor shall make, negotiate or discuss any bet (either on their own shooting or that of any competitor) whilst they are on the shooting tracks. If any competitor infringes this rule, the referee may disqualify them.
- (m) All members in a squad must remain within the layout until the last competitor has shot.

- (n) The officiating referee or the Management must have the trap adjusted immediately if it is not throwing legal targets. Immediately following such alteration a target must be thrown and the competition continued. See also Rule 1.25(f).

5.2 SQUADS

- (a) Competitors shall be in squads with a maximum of 6; where there are withdrawals from a squad or squads after the competition has begun, squads will be closed up before each run over any trap. No. 1 competitor in each squad shall always start the shooting. The club, at its discretion, may require competitors to change starting lanes on each trap as follows: No. 1 competitor shall commence shooting from Lane 1 on Trap No. 1, Lane 2 on Trap No. 2, Lane 3 and so forth over all the traps. This rule shall also apply to double-rise.
- (b) Managements have the right to divide the number of targets by the number of traps available. For example No. 1: 15 targets, 2 traps, 1 visit. No. 1 competitor shoots 8 targets on trap No. 1, finishing on Lane 3. No. 1 competitor now starts on lane 4 on trap No. 2 and shoots 7 targets, finishing on Lane No. 5. Illustration No. 2: 30 targets, 5 traps, 6 targets per trap, one visit. Clubs must preserve equality by lane changing between traps.
- (c) Where four shooters commence in the squad, shooters will initially occupy lanes one, two, four and five. Where three shooters commence in the squad, shooters will initially occupy lanes one, three and five. Where two shooters commence in the squad, shooters will initially occupy lanes two and four. This procedure shall also apply to shoot-offs.
- (d) Squads will be filled in order of nomination. Shooters may enter full squads, but must accept the next vacant squad number. Club Management shall have the right to squad shooters to assist in the organisation of the competition. Re-squadding can occur during any time of the Competition at the absolute discretion of Club Management, Members have no recourse where a re-squadding decision has been made.

5.3 BROKEN TARGETS

A broken target is one which has a visible piece broken from it, whilst in the air, by the shot from the competitor's gun.

5.4 DUSTED TARGETS

A "dusted target" is one from which dust is detached by the competitor's shot, but which shows no visible piece broken from it. A dusted target is not a broken target and is a "lost target".

5.5 NO TARGETS

After "no target" has been called by the Referee under any of the following conditions it thereafter plays no part in the competition and is irrelevant to it.

- (a) No target shall be called when a target is refused for the following reasons:
 - (i) A target is released without the competitor's call and the target has not been fired at
 - (ii) A time interval occurs before or after the competitor's call unless the target is fired at

- (iii) A target does not conform to the definition of a legal target and the target has not been fired at.

Note: If in the opinion of the Management, an excess of refusals is recorded, the Management has the right to check the shooter, Referee and equipment. If in the opinion of the Referee, legal targets are being refused, the Referee may call “lost target”. All refusals must be recorded on the score sheet as “R”. See also Rule 1.21.17.

- (b) “No target” shall be called when:
 - (i) A broken target is released
 - (ii) In single target shooting, two targets are released at the same time
 - (iii) When a competitor shoots out of turn or from the wrong lane
 - (iv) Two competitors shoot at the same time, at the same target
 - (v) A malfunction occurs in either barrel caused by the competitor’s gun or misfire of a cartridge due to no neglect on the competitor’s part. In the event of a malfunction of the second barrel, the competitor must fire a live cartridge in the general direction of the target, and is permitted to score with the second barrel only. If the competitor accidentally breaks this target with the first barrel, “no target” shall be called and another thrown; if they again break this target with the first barrel, “Lost target” will be scored. If in the opinion of the Referee the first shot was fired before the target was visible, “Lost target” shall be scored
 - (vi) A simultaneous or near simultaneous discharge occurs, i.e., from any cause both barrels are discharged together or nearly together. Simultaneous discharges shall be recorded as a malfunction
 - (vii) A different coloured target than being used for the event is thrown and not fired at. Firing at the target shall cause it to be considered a legal target with the result to stand
 - (viii) No target shall be allowed for the first target of any visit to a trap if a safety catch is engaged.

5.6 NO TARGETS – DOUBLES

The referee shall declare “NO TARGET both” and allow another pair under the following conditions.

- (a) When only one target is thrown.
- (b) When either target is thrown broken.
- (c) When there is an allowable malfunction on the first barrel. See Rule 1.21.14.
- (d) When both targets are broken by one shot.
- (e) In the event of a malfunction on the second barrel, the Referee shall declare “No targets both”, with a proof pair thrown to determine the result of both shots. See Rule 1.21.14.
- (f) In the case of a malfunction on the second barrel, should such malfunctions be the fourth or subsequent malfunction, the second target shall be scored lost.

Note: If the shooter shoots at an illegal first target and the second target is legal, they must also shoot the second target. However, a shooter is not required to shoot at an illegal second target even though they shot at the first target which may have been either legal or an illegal target.

5.7 LOST TARGET

Lost target shall be called when:

- (a) A competitor fails to break a legal target.
- (b) The competitor fails to shoot because their gun is unloaded, or because the safety was incorrectly set or jarred back, whether from their oversight or not, or because of any other cause chargeable to their oversight or neglect. Should this happen in a double rise event, the first target only should be declared lost and a proof pair shall be thrown to determine the result of the second shot only. A shot shall be fired at each target in the proof pair. A “no target” shall be allowed for the first target of any visit to a trap if a safety catch is engaged.
- (c) The competitor has an apparent malfunction and attempts to open the gun before the Referee examines it. The competitor must not turn around and must keep their gun pointed in the direction of the traphouse until the Referee has given their decision. If a competitor’s gun breaks down and it is necessary to seek a replacement the competitor is allowed five (5) minutes to do so. If this is not possible the competitor may leave the squad and finish the remaining targets of the round at a time decided by the Management. Should a gun malfunction occur during a shoot-off, the competitor has 10 minutes to repair or replace the gun. Failure to comply “Lost target”.
- (d) In single barrel shooting, the competitor loads two cartridges or dummy cartridges into the gun.
- (e) A foot position violation occurs. The competitor’s feet must be behind any line indicating the firing mark assigned to them. They must stand with both feet completely within 1 square metre; this square shall extend 50 centimetres either side of the centre of the shooting lane and shall extend backwards 1 metre from the assigned handicap mark. However, provided their front foot is as close as possible to the firing mark, a shooter with a wide stance will not be penalised if their back foot extends beyond the rear edge of the shooting square.
- (f) The fourth and subsequent malfunction in any one event occurs. However, at the end of each 100 targets in any one event, the malfunctions that have occurred shall be cancelled, and the count shall recommence from zero.
- (g) A target is dusted.
- (h) A whole target was fired upon and missed.
- (i) An illegal target was fired upon and missed.
- (j) The competitor shoots from other than their approved handicap mark or the common mark for the event.
- (k) If a shooter, when shooting doubles, deliberately shoots at one target twice – both targets will be declared lost.

5.8 TYPES OF SHOOTING

5.8.1 DOUBLE BARREL

Double Barrel shall be shot with two barrels permitted and a score on either barrel to be of equal value.

5.8.2 SINGLE BARREL

For Single Barrel the competitor is permitted to load one cartridge only in the gun. Refer Rule 5.7(d).

5.8.3 POINTS SCORE

During an event, a hit with the first barrel shall be called and marked 1, a hit with the second barrel shall be called and marked as 2. A miss with both barrels shall be called lost and marked zero. At the completion of the event the 1 shall be valued at 3 and be added to the 2's to give a total for the event.

5.8.4 HANDICAP

Handicap shooting is to be shot from the competitors official handicap mark.

5.8.5 DOUBLE RISE

- (a) Double Rise shall be shot squad system and called by the referee, 1-1 or lost – 1 or 1 – lost or lost lost, whichever the case may be, each target to count one point.
- (b) A competitor must shoot at a complete pair of targets on every occasion, each target broken by the competitor's shot shall score one point. Two shots must not be fired at either target.
- (c) Where a NO TARGET is called as a result of one or both targets being broken, a malfunction on either target, or a legitimate refusal to shoot at either target, the competitor will be asked to fire at a proof pair to determine the result of both targets.

5.8.6 DEAUVILLE DOUBLES

- (a) Deauville Doubles shall be shot with four competitors on the tracks at one time, the first pair using lanes 1 and 5 and the second pair using lanes 2 and 4. After shooting first round of 5 pairs, competitors then change lanes, first pair taking lanes 2 and 4 and second pair taking lanes 1 and 5. Shoot offs shall be conducted one team at a time, alternating after each 5 pair using lanes 1 and 5 and then 2 and 4. The competitors may arrange between themselves which lane they will take, and who will call for the release of the targets, which will be released instantly on the competitor's acceptable call. Only pairs will count, and as 1 point. Either competitor can help their partner.
- (b) Any faulty cartridge or malfunction in Deauville Doubles does not entitle the competitors to another pair of targets and they must abide by the result.
- (c) The caller shall determine whether the targets be accepted. If in the event of targets being released without any call and the non-caller fires, the target shall be called "no target". If no call is made and the caller accepts the targets they must abide by the result.

5.8.7 WALK-UP (All walk up events should be entered into MCMS as NOVELTY)

- (a) Walk-up events shall be shot double barrel from No. 3 lane in squads. The competitor shall load their gun at the 22 metres mark; when ready in this position they commence to walk at a normal walking pace, holding the gun in such a position that the butt of the gun must be level with their hip and cannot be mounted to the shoulder until the target is released. The Referee shall release the target between the 20 metres and 15 metres marks inclusive, the mark being unknown to the competitor, having previously been determined by an indicator or dice. No. 1 competitor shoots at one target and then returns to the rear of the squad, each competitor doing the same in turn.
- (b) A loaded gun shall be deemed to be in a position of safety when it is the competitor's turn to shoot and they face and point the gun in the general direction of the traphouse, having the gun in the gun-down position.
- (c) Having fired at the target, or in the event of a no target, the competitor shall open their gun and remove all live shells and fired cases before attempting to turn around and return to the rear of the squad or to recommence their walk.

5.8.8 MIXED TARGETS

A mixed target event shall be a combination of a series of double barrel, single barrel, points score and double rise targets shot in any order. Shot squad system under rules applicable to the appropriate section with target numbers and shooting marks in accordance with the appropriate championship.

5.8.9 CHAMPION OF CHAMPIONS

A Champion of Champions event shall be a combination of a series of 25 targets double barrel, 25 targets single barrel and 25 targets points score targets shot in any order from 18 metres. Shot squad system under rules applicable to the appropriate section with target numbers and shooting marks in accordance with the appropriate championship.

Note: any event shot as a combination of Double Barrel, Single Barrel and Points Score not shot from 18 metres or at 25 targets of each should be designated MEDLEY.

5.8.10 TOWER EVENTS

- (a) Tower events may be shot Double Barrel, Single Barrel, Points Score and Double Rise. Shot squad system, competitors stand in a straight line left to right, with centre No. 3 competitor standing in front of the centre of the tower. Double Barrel scores only will be used to determine grade.
- (b) Shooters stand 3 metres apart, centre to centre, at the rear of the concrete track, as for down-the-line trap shooting. The track is 1.5 metres from the front to rear and each shooter must stand at the rear of this track until it is their turn to shoot. They then step forward up to, but not over, the leading edge of the track which then puts them 1.5 metres in front of a vertical line from the centre pivot point of the trap. The hold point for the gun muzzle will be no closer to the traphouse than a line drawn vertically from the front of the shooting track. After shooting, they open their gun and return to the rear of the track.
- (c) When Number 5 shooter has shot, they walk to the rear of the tower and around to the No. 1 station.

- (d) The trap shall be 10 metres above the ground, plus or minus 1 metre, mounted on a tower. Targets shall be thrown at standard angles, i.e. 22 degrees either side of the centre line. Tower targets shall be thrown within a minimum of 75 metres and a maximum of 85 metres, measured laterally along the base point of a vertical line from the centre pivot of the trap. The targets shall leave the trap as near to horizontal as practical.

5.8.11 CONTINENTAL

Continental events shall be shot double barrel, single barrel and points scoring with the traps set as follows:

- (a) Standard targets shall be thrown 3.0 metres above the level of the centre lane at a point 10 metres from the trap with a tolerance of 15 centimetres above or below.
- (b) Low targets shall be thrown 1.5 metres above the level of the centre lane at a point 10 metres from the trap, with a tolerance of 15 centimetres above or below.
- (c) High targets shall be thrown 4.5 metres above the level of the centre lane at a point 10 metres from the trap, with a tolerance of 15 centimetres above or below.
- (d) Distance – the low target shall be thrown 48 metres (+/- 2 metres) in still air.
- (e) Angles – flight of targets shall be thrown at unknown angles a maximum of 22 degrees right and left of the centre lane.
- (f) As an aid to setting uniform target speeds, a Radar/Speed Gun may be used in conjunction with height pegs to establish target distance.

Two types of Radar/Speed Gun – High Power and Low Power:

- (i) High Power – (Kustompro, Stalker, Vitronics, LTI & similar), measure target speed leaving the edge of the trap, used from the 15 metre mark with the trap set on straight away
- (ii) Low Power – (Bushnell, Sport Radar & similar), used to measure target speed leaving from the edge of the trap used from immediately behind the traphouse with the trap set on straight away.

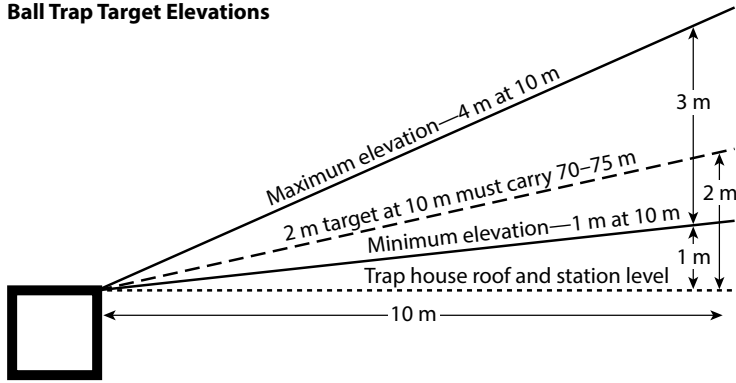
Target Speeds – minimum 78 km/hr, maximum 82 km/hr.

5.8.12 BALL TRAP

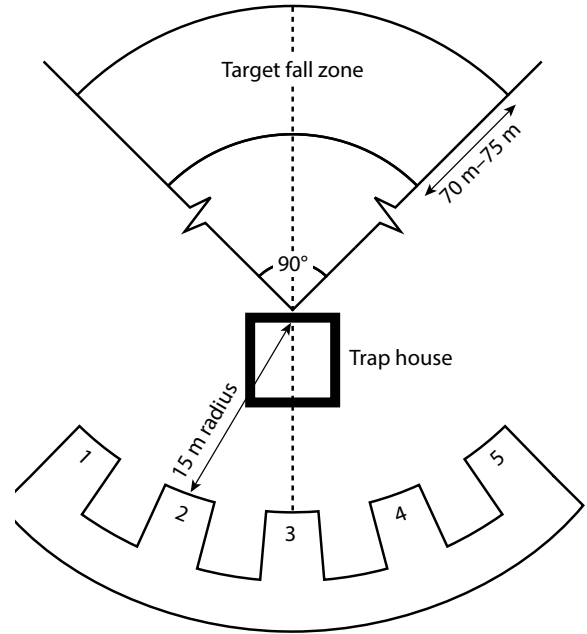
Is to be shot Double Barrel. Single Barrel and Points Score are novelty events, only Double barrel scores will be used to determine grade.

- (a) Cartridges for Ball Trap events shall be restricted to a maximum of 28 grams (1 ounce) lead shot and to a shot size no larger than 2.5mm (No.6).
- (b) When Ball Trap is being used as an ISSF Elimination, ISSF Rules shall apply, and cartridges are to be of 24 grams maximum.
- (c) Target distances and elevations – with a throwing elevation of 2 metres at 10 metres forward of the pit, a properly released target will carry a minimum of 70 metres and a maximum of 75 metres when measured over ground level.
- (d) The height of the targets path above the level of the traphouse roof and 10 metres forward of the trap shall be at least 1 metre and shall not exceed 4 metres.
- (e) The targets shall be thrown within an angle bounded by angles not less than 30 degrees nor more than 45 degrees right and left of the imaginary centre line drawn through the centre of the traphouse and station three. The horizontal angles will be measured from the front of the traphouse.

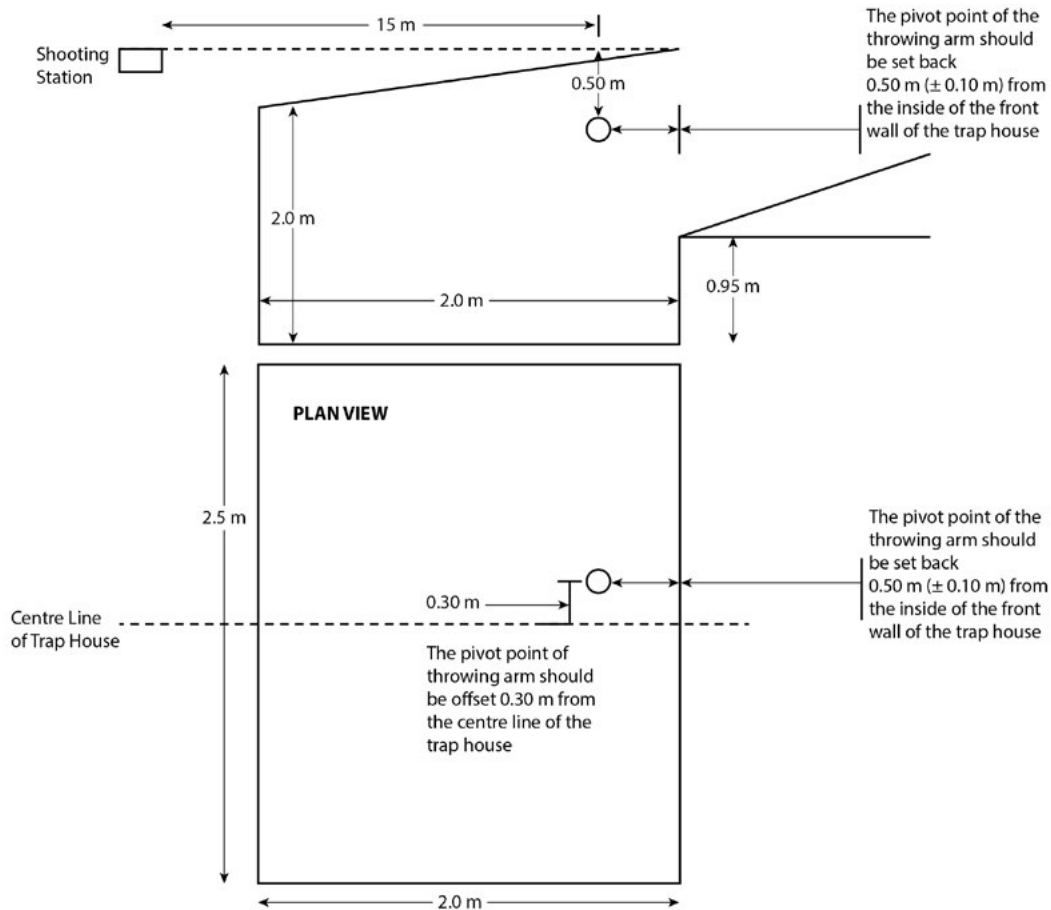
Ball Trap Target Elevations



Ball Trap Layout



**Ball Trap
DRAWING NOT TO SCALE**



- (f) All Commonwealth, State, Zone Championships and Club Events must be conducted using ACTA Rules.
 - (g) All Commonwealth, State and Zone Championships to be of 50 (minimum), 75 or 100 targets.
 - (h) All shoot offs shall be conducted squad system, first miss and out as per Trap Rule 5.10.17.
 - (i) As an aid to setting uniform target speeds, a Radar/Speed Gun may be used in conjunction with height pegs to establish target distance.
Two types of Radar/Speed Gun – High Power and Low Power:
 - (i) High Power – (Kustompro, Stalker, Vitronics, LTI & similar), measure target speed leaving the edge of the trap, used from the 15 metre mark with the trap set on straight away
 - (ii) Low Power – (Bushnell, Sport Radar & similar), used to measure target speed leaving from the edge of the trap used from immediately behind the traphouse with the trap set on straight away.
- Target Speeds – minimum 90 km/hr, maximum 92 km/hr.

5.9 COMPETITION CONDITIONS.

- (a) (i) A graded event is a competition common mark shooting event in which all the competitors shoot from the same mark and prizes are allocated for various grades of competitor
- (ii) A graded metreage event is where a shooters grade is used to determine a mark from where all shooters in that grade shall compete, e.g. AA Grade may shoot from 21 metres; A grade from 19 metres, B grade from 17 metres and C grade from 15 metres.

5.10 COMPETITIONS

5.10.1 MACKINTOSH INTERNATIONAL TRAP TEAMS MATCH

International Trap Teams match shall be shot under the conditions that apply at the time. Qualifications shall be as follows:

- (a) Each team member shall be an official Australian citizen. In the event of a member being unable to take their place in the team, their place will be filled by another shooter, agreed upon by the Organising Committee.
- (b) The necessary highest scores over the National Double Barrel; National Single Barrel; and the Australian and New Zealand Trap Championship; shall become Australia's International Team. In the event of a tie, to be shot off in the order of qualification, squad system, at full rounds of 5 targets Double Barrel, 5 targets Single Barrel, 5 targets Points Score, for a possible score of 25, from 15 metres.
- (c) Highest Scorer in the Australian team will hold the special International High Gun Cup (donated by the late J M Bauman, Esq of Brisbane) for 12 months (or until the next International match) and will be awarded a special trophy and the International High Gun Sash. In the event of a tie for High Gun, to be shot off squad system points scoring, first miss out.
- (d) Every member of the Australian Team will receive the special "International Badge".

- (e) Women, Junior and Veteran teams of five (5) shooters will be selected under the above conditions.
- (f) Only ACTA official Referees to officiate, Scorer and check Scorer to be provided, score sheets to be signed by Scorers and Referees. The team members to be squadded in the order in which they qualify.

5.10.2 AUSTRALIAN NATIONAL DOUBLE BARREL CHAMPIONSHIP

To be an event which for the time being shall be shot under conditions as determined by the ACTA Board.

5.10.3 AUSTRALIAN NATIONAL SINGLE BARREL CHAMPIONSHIP

To be an event which for the time being shall be shot under conditions as determined by the ACTA Board.

5.10.4 AUSTRALIAN NATIONAL DOUBLE RISE CHAMPIONSHIP

To be an event which for the time being shall be shot under conditions as determined by the ACTA Board.

5.10.5 AUSTRALIAN NATIONAL DEAUVILLE DOUBLES CHAMPIONSHIP

To be an event which for the time being shall be shot under conditions as determined by the ACTA Board.

5.10.6 AUSTRALIA-NEW ZEALAND TRAP CHAMPIONSHIP

To be an event which for the time being shall be shot under conditions as determined by the ACTA Board.

5.10.7 CHAMPION OF CHAMPIONS CUP

To be an event which for the time being shall be shot under conditions as determined by the ACTA Board.

5.10.8 GRAND AUSTRALIAN HANDICAP

To be an event which for the time being shall be shot under conditions as determined by the ACTA Board.

5.10.9 ENTRANCE FEES

Entrance fees and trophies for all National Championships to be determined each year by the ACTA Board

5.10.10 NATIONAL OVERALL HIGH GUN TROPHIES

(a) RON PORTER REMEMBRANCE TROPHY

Shall be determined from the highest overall scores in the six major trap events comprising Grand Australian Handicap, National Double Barrel, Single Barrel, ANZ Trap (PS), Champion of Champions and Double Rise. In the event of ties, to be shot-off in the sequence of the program, five of each type of trap target on the high gun program.

- (b) **J NEWTON THOMAS OVERALL HIGH GUN TROPHY**
Shall be determined from the highest overall scores in the six major events of Grand Australian Handicap, National Double Barrel, Single Barrel, ANZ Trap (PS), Champion of Champions, Double Rise. In the event of ties, to be shot-off in the sequence of the program, five of each type of trap target on the high gun program.

5.10.11 AUSTRALIA-NEW ZEALAND TRAP TEAMS MATCH (Glenn Cup)

- (a) Teams to consist of five shooters. Both teams shoot at 50 targets per shooter, Double Barrel from 15 metres; to be recorded points score (used only in the case of a tied score). Should scores still be tied a further 5 targets per shooter per team scored points score will be shot, continuing until a winner is established. Each competitor to shoot from five lanes, squad system. Cartridges shall be the prescribed maximum 28-grams (1 ounce) lead shot load as for all Championship series.
- (b) Team Selection – whether conducted in Australia or New Zealand shall be the five top scorers from Single Barrel, Double Barrel, Australia/New Zealand (Points Score) and Mackintosh Team event will comprise the Australian team.
- (c) The match is to be hosted alternatively by arrangement, in Australia during the odd numbered years.

5.10.12 COMMONWEALTH EVENTS (Day or Night)

- (a) The Double Barrel Championship shall be shot as a graded event at a minimum of 50 targets from 18 metres.
- (b) The Single Barrel Championship shall be shot as a graded event at a minimum of 50 targets from 18 metres.
- (c) The Points Score Championship shall be shot as a graded event at a minimum of 50 targets from 18 metres.
- (d) The Mixed Target Championship shall be shot as a graded event at 10 targets Double Barrel, 10 targets Single Barrel, 10 targets Points Score and 10 pairs Double Rise off 18 metres – total 70 points.
- (e) The Champion of Champions shall be shot as a 75 target graded event comprising 25 targets Double Barrel, 25 targets Single Barrel and 25 targets Points Score from 18 metres.
- (f) The Handicap shall be shot at a minimum of 50 targets from the shooter's official ACTA handicap mark.
- (g) The Walk-Up Championship shall be shot as a graded event at 25 targets.
- (h) The Double Rise Championship shall be shot as a graded event at 25 pairs of targets from 18 metres.
- (i) The Deauville Doubles Championship shall be shot at 20 pairs of targets from 24 metres. Conditions: The Management shall provide four trophies – two for first and two for second.
- (j) The Tower Championships shall be shot as a graded event at 40 targets. Double Rise to be shot at 20 pairs of targets (novelty only event).
- (k) The Continental Double Barrel, Single Barrel, and Points Score Championships shall be each be shot at a minimum of 50 targets from 18 metres.
- (l) The Ball Trap Championship shall be shot as a graded event of 50 targets (minimum), 75 targets or 100 targets (maximum) from 15 metres.

5.10.13 STATE EVENTS (Day or Night)

- (a) The Double Barrel Championship shall be shot as a graded event at a minimum of 50 targets from 15 metres.
- (b) The Single Barrel Championship shall be shot as a graded event at a minimum of 50 targets from 15 metres.
- (c) The Points Score Championship shall be shot as a graded event at a minimum of 50 targets from 15 metres.
- (d) The Champion of Champions shall be shot as a 75 target graded event, comprising 25 targets Double Barrel, 25 targets Single Barrel, 25 targets Points Score from 18 metres.
- (e) The Mixed Target Championship shall be shot as a graded event at 10 targets Double Barrel, 10 targets Single Barrel, 10 targets Points Score and 5 pairs Double Rise from 15 metres – total 60 points.
- (f) The Handicap shall be shot at a minimum of 50 targets from the shooter's official ACTA handicap mark.
- (g) The Walk-Up Championship shall be shot as a graded event at 20 targets. (novelty only event).
- (h) The Double Rise Championship shall be shot as a graded event at 25 pairs of targets from 15 metres.
- (i) The Deauville Doubles Championship shall be shot at 20 pairs of targets from 22 metres. Conditions: The Management shall provide four trophies – two for 1st and two for 2nd.
- (j) The Tower Championship shall be shot as a 25 targets graded event. Double Rise to be shot as a graded event 15 pairs of targets (novelty only event).
- (k) The Continental Double Barrel, Single Barrel, and Points Score Championships shall be each be shot at a minimum of 50 targets from 15 metres.
- (l) The Ball Trap Championship shall be shot at 50 targets (minimum), 75 targets or 100 (maximum) as a graded event.

5.10.14 ZONE EVENTS (Day or Night)

- (a) The Double Barrel Championship shall be shot as a graded event of 25 targets from 15 metres, up to a maximum of 100 targets (shot in brackets of 25).
- (b) The Single Barrel Championship shall be shot as a graded event of 25 targets from 15 metres, up to a maximum of 100 targets (shot in brackets of 25).
- (c) The Points Score Championship shall be shot as a graded event of 25 targets from 15 metres, up to a maximum of 100 targets (shot in brackets of 25).
- (d) The Mixed Target Championship shall be shot as a graded event 10 Double Barrel, 10 Single Barrel, 10 Points Score and 5 pairs Double Rise targets – total 60 points from 15 metres.
- (e) The Champion of Champions shall be shot as a graded event 75 targets, comprising 25 targets Double Barrel, 25 targets Single Barrel, and 25 targets Points Score from 18 metres.
- (f) The Handicap shall be shot 25 or 50 targets from the shooters official ACTA handicap mark.

- (g) The Walk-Up Championship shall be shot as a graded event at 20 targets.
- (h) The Double Rise Championship shall be shot as a graded event of 15 pairs of targets from 15 metres, up to a maximum of 25 pair.
- (i) The Deauville Doubles Championship shall be shot 20 pairs of targets from 20 metres.
- (j) The Tower Championship shall be shot as a graded event 25 targets.
- (k) The Continental Double Barrel, Single Barrel, and Points Score Championships shall be each be shot at 25 or 50 targets from 15 metres.
- (l) The Ball Trap Championship shall be shot as a graded event at 50 targets (minimum), 75 targets or 100 targets (maximum).

5.10.15 DISTRICT/CLUB EVENTS (Day or Night)

- (a) The Double Barrel Championship should be shot in brackets of 25 targets from 15 metres.
- (b) The Single Barrel Championship should be shot in brackets of 25 targets from 15 metres.
- (c) The Points Score Championship should be shot in brackets of 25 targets from 15 metres.
- (d) The Mixed Target Championship shall be shot at 5 Double Barrel, 5 Single Barrel, 5 Points Score and 5 pairs Double Rise – total 35 points from 15 metres.
- (e) The Champion of Champions shall be shot as a 75 target event, comprising 25 targets Double Barrel, 25 targets Single Barrel, and 25 Points Score from 18 metres.
- (f) The Handicap should be shot in brackets of 25 targets from the shooters official ACTA handicap mark.
- (g) The Walk-Up Championship shall be shot at 20 targets (novelty event only).
- (h) The Double Rise Championship shall be shot as a minimum of 10 pairs of targets from 15 metres.
- (i) The Deauville Doubles Championship shall be shot at 20 pairs of targets from 20 metres.
- (j) The Tower Championship shall be shot at 25 targets.
- (k) The Continental Double Barrel, Single Barrel, and Points Score Championships should be shot in brackets of 25 targets from 15 metres.

5.10.16 INTERSTATE POSTAL TEAM MATCHES – TRAP

- (a) Team 15 members, 10 highest scores to count. 50 targets per member from 15 metres, Double Barrel points scoring, shot squad system in two visits of 25 targets. In the event of a tie for High Gun to be shot off squad system, points scoring first miss out. Standard load shells 28 grams lead shot, size no larger than 2.5mm (No.6).
- (b) Women, Juniors & Veterans to comprise 6 shooters to shoot at 25 targets, Double Barrel points scoring from 15 metres, shot squad system with 5 scores to count.
- (c) Qualifications: each team member shall have registered in the State that they represent and may only represent one State in any one calendar year. In the event of a tie, to be shot off in the order of qualification, squad system at full rounds of 5 targets double barrel, 5 targets single barrel, 5 targets points score.
- (d) State Associations shall select their team on the results of an elimination shoot or series.

- (e) Shooters who qualify to represent more than one team, e.g. open and juniors may only compete in one team.
- (f) An appropriate High Gun trophy shall be provided and a souvenir badge shall be given to each of the 15 State Team members. The program and venue of the Interstate Teams' Match shall be advertised in the ACTA *Clay Target* prior to the event.
- (g) Only official ACTA Referees to officiate, Scorer and Check Scorer to be provided. Score sheets to be signed by Scorers and Referees.
- (h) No other major shoot is permitted in the particular State on the day or days when elimination and State Teams Shoot is held.
- (i) The competition, must be completed by December 31. The results, including the score sheets signed by both the Referee and Principal Scorer, must be lodged with the ACTA by December 31. A check Scorer should be used at each set of tracks. The final result of the Interstate Team matches will be declared in the first available ACTA *Clay Target*.
- (j) Should a tie occur between competing teams, then the score sheets shall be checked, points scoring, with a countback for the 10 members of each team (or the 5 women, 5 juniors & 5 veterans) to break the tie.
- (k) In the event of the competition being suspended, for whatever reason, all targets shot shall count and competition completed as soon as possible, commencing from where the competition was suspended.

5.10.17 EVENT TIES – TRAP

- (a) All double barrel, single barrel, points score and handicap events shall be shot off squad system, first miss out. When more than one squad participates in a shoot off, they may commence shooting on different traps providing management deems that the situation is equitable, otherwise all competitors will commence on the same trap. Competitors shall close up when commencing at each trap or at the recommencement of shooting after a break for ammunition where the shoot-off is being solely conducted on one trap. Shoot-off competitors shall carry enough shells for a complete run over multiple traps or for at least 25 targets where the shoot-off is being conducted over one trap. Failure to comply "lost target".
- (b) Competitors shall be re-squadded at the commencement of each run over a line of traps or immediately there is only one survivor of a run over a particular trap (ie., no competitor shall be required to commence a run over a trap on their own unless they are the last competitor in the shoot-off).
- (c) Deauville Doubles: First miss & out shot as per Rule 5.8.6(a).
- (d) Double Rise: In the event of a tie to be shot off squad system, 5 pairs, total 10 points until finality.
- (e) Walk Up: To be shot from centre lane, best of five targets until finality.
- (f) Mixed Targets: To be shot in any order from No. 3 lane, 2 double barrel, 2 single barrel, 2 points score, 1 pair double rise. Total 12 points until finality.
- (g) Tower: Double barrel, single barrel and points scoring shoot-offs to be shot squad system, first miss out.
- (h) Champion of Champions: To be shot 5 targets double barrel, 5 targets single barrel, 5 targets points score, squad system, across the tracks.

- (i) In all shoot-offs, competitors shall shoot in the order in which they qualified.
- (j) At the discretion of Club Management, shoot-offs may be conducted in conjunction with the following event providing it is the same type of event.
- (k) At the completion of qualification in a Double Barrel event Club Management have the right to decide on the method for finalisation of the event.

5.10.18 HIGH GUN – TRAP

- (a) High Gun shoot-offs at National Championships shall comprise of 5 target handicap, 5 target double barrel (15 metres), 5 target single barrel (15 metres), 5 target points score (15 metres), 5 target double barrel (18 metres), 5 target single barrel (18 metres), 5 target points score (18 metres), 5 pair double rise (15 metres) continuing until such time as the winner is determined.
- (b) The High Gun for a shoot shall be over the advertised program comprising a minimum of two events, or such as the club, at its discretion has advertised. In the event of a tie for High Gun, where such program included varied types of events, the shoot-offs shall consist of a minimum of two of each type of targets on the High Gun program, all to be shot from the centre lane with the highest over the full round or rounds to be the winner. Points Score events must count as points to determine the High Gun. High Gun shoot-off procedures can be determined by Club Management.
- (c) At National and State Events, Section High Guns will be awarded to the highest scoring shooter in that section.
- (d) When ISSF Trap is included in a mixed discipline program, any two targets shall be shot double barrel from pad 3 on the ISSF Layout, as part of the High Gun shoot off.
- (e) When graded High Guns are awarded over a program, each competitor will remain in the grade first nominated in. Refer Rule 1.15(d).
- (f) When multi-disciplines High Guns are shot. Refer Rule 1.15(d).

5.10.19 STATE SHOULDER TO SHOULDER TEAM MATCHES – TRAP

- (a) Teams shall comprise – Open 5 persons, Ladies 3, Juniors 3 and Veterans 3.
- (b) All teams will shoot at 25 targets from 15 metres, shot squad system. Scoring will be Double Barrel with Points Scoring used to break Double Barrel ties.
- (c) Qualifications: each team member shall have registered in the State that they represent and may only represent one State in any one calendar year.
- (d) State Associations shall select their team on the results of an elimination shoot or series (State Carnivals).
- (e) Shooters who qualify to represent more than one team, e.g. open and juniors may only compete in one team.

6.00 ACTA RULES – ISSF INDEX

ISSF SHOOTING RULES are to be read in conjunction with the ISSF Official Statutes & Regulations

NOTE: These rules may be subject to change when ammended Internationally

ISSF TECHNICAL RULES

- 6.1 Guidelines for officials
- 6.2 Safety
 - 6.2.1 Aiming
 - 6.2.2 Shooting Test Firing
 - 6.2.3 Stop Command
 - 6.2.4 Commands
 - 6.2.5 Eye and Ear protection
- 6.3 Equipment and Ammunition
 - 6.3.1 Equipment Restrictions
 - 6.3.2 Release Triggers
 - 6.3.3 Changing Guns
 - 6.3.4 Compensators
 - 6.3.5 Ported Barrels and Interchangeable Chokes (with or without porting)
 - 6.3.6 Optical Sights
 - 6.3.7 Cartridge Specifications
- 6.4 Competition Rules for ISSF Trap
 - 6.4.1 Conduct of a Round of Trap
 - 6.4.2 Method
 - 6.4.3 Preparation Time Limit
 - 6.4.4 Irregular Trajectory
 - 6.4.5 Refused Target
 - 6.4.6 No Target
 - 6.4.7 Lost Target
- 6.5 Competition Rules for ISSF Skeet
 - 6.5.1 Method
 - 6.5.2 Competition Procedures
 - 6.5.3 Target Shooting Sequence for Qualification Rounds
 - 6.5.4 Cartridge Loading Sequence
 - 6.5.5 Trial Targets
 - 6.5.6 Sighting on the Ranges
 - 6.5.7 Irregular Trajectory
 - 6.5.8 Ready Position
 - 6.5.9 Refused Target

- 6.5.10 No Target
- 6.5.11 Lost Target
- 6.5.12 Malfunctions
- 6.5.13 Trap Shoot-offs
- 6.5.14 Skeet Shoot-offs
- 6.5.15 Finals in Olympic Shotgun Events
- 6.6. ACTA Grading Trap & Skeet
- 6.7 Team Competition Conditions
 - ISSF Postal Team Matches – ISSF National Championships
 - Team Qualifications
- 6.8 Championships – Trap & Skeet
- 6.9 Glenn Shield – Australia vs New Zealand

ISSF TECHNICAL RULES

6.1 GUIDELINES FOR OFFICIALS

Rules for ISSF shooting competition are governed internationally by the International Shooting Sports Federation (ISSF). In Australia ISSF competition is commonly referred to as Olympic discipline or trench in the case of ISSF trap. To avoid confusion ISSF is applied throughout these rules and where the terms trap or skeet occur they are to be read as ISSF trap or ISSF skeet.

The rules published in this ACTA rule book are those rules that should be understood by all ACTA referees holding an ACTA ISSF Referees badge. They are rules from the ISSF Official rules that will allow an individual to referee and adjudicate at any ACTA domestic ISSF competition that is not endorsed by Shooting Australia (SA). They should be read and understood as part of the ACTA general rules on safety and protocols for all ACTA disciplines.

The ISSF establishes specific standards for competition, and equipment that athletes must follow in ISSF Championships. Enforcement of those standards is there to safeguard the principles of fair and equal competition so that no athlete can gain an unfair advantage over other athletes.

Those events conducted as SA endorsed events, will fully comply with the international standards including equipment control, ammunition, and finals format. SA endorsed events must be under the control of ISSF officials who hold internationally accredited status.

Competitors at all ACTA ISSF championships will be expected to adhere to the ACTA Dress Code.

The ACTA recommends that an ACTA ISSF Referees badge be obtained, as the first step on the pathway to becoming an internationally accredited official.

6.2 SAFETY *should be read in conjunction with rule (1.1)*

6.2.1 AIMING

- (a) Aiming exercises are permitted only on designated shooting stations with the permission of the Referee, or in designated dry firing areas.
- (b) Aiming or shooting at another athletes targets or deliberately aiming or shooting at live birds or animals is prohibited.
- (c) Aiming in any area other than in designated dry firing areas is prohibited.

6.2.2 SHOOTING AND TEST FIRING

- (a) Shots may be fired only when it is the athlete's turn and the target has been thrown.
- (b) By permission of the Referee, test firing of shotguns (a maximum of two (2) shots) is permitted for each athlete on each day of competition immediately prior to the start of his first round of the day.
- (c) Test firing of shotguns is also permitted for each athlete prior to the start of a Final or any shoot-offs before a final.
- (d) Test shots must not be fired Into the ground within shooting areas.

6.2.3 “STOP” COMMAND

- (a) When the command or the signal “STOP” is given, shooting must stop immediately and all athletes must unload their shotguns and make them safe.
- (b) No shotgun may then be closed until the command to continue (“START”) has been given.
- (c) Shooting may only be resumed at the appropriate command (“START”) or signal.
- (d) Any athlete who handles a closed gun after the “STOP” command has been given, without the permission of the Referee, may be disqualified.

6.2.4 COMMANDS

- (a) All range commands must be given In the English language.
- (b) The Referee or other appropriate range officials are responsible for giving the commands “START”, “STOP” and other necessary commands.
- (c) The Referees must then ascertain that the commands are obeyed and that all shotguns are handled safely.

6.2.5 EYE AND EAR PROTECTION

- (a) All athletes and other persons in the vicinity of the firing line are urged to wear ear plugs, ear muffs, or similar adequate ear protection.
- (b) Hearing protection incorporating any type of sound-enhancing or receiving devices may not be worn by athletes or coaches on the field of play (FOP). Hearing impaired athletes may wear sound-enhancing devices with the approval of the Jury.
- (c) All athletes, Referees and officials are urged to wear shatterproof shooting glasses or similar eye protection.

6.3 EQUIPMENT AND AMMUNITION

6.3.1 EQUIPMENT RESTRICTIONS

Any gun, device, equipment, accessory or other item that may give an athlete an unfair advantage over others and that is not specifically mentioned in these Rules, or that is contrary to the spirit of these Rules, including accessories or devices used to facilitate the counting of targets or the use of shotshells with coloured wads is prohibited.

6.3.2 RELEASE TRIGGERS

Guns with any type of “release” trigger mechanisms are prohibited.

6.3.3 CHANGING GUNS

The changing of properly functioning guns or parts of guns, including interchangeable chokes, is not permitted in the same round.

6.3.4 COMPENSATORS

The addition of compensators and similar devices fitted to gun barrels is prohibited, except that ported interchangeable chokes are permitted.

6.3.5 PORTED BARRELS AND PORTED INTERCHANGEABLE CHOKES

(with or without porting)

- (i) Ported barrels are permitted, provided they do not extend back further than 20 cm as measured from the end of the muzzle, or as measured from the muzzle end of any interchangeable fitted choke; and
- (ii) Interchangeable chokes (with or without porting) fitted to the end of the muzzle are permitted. In the case of ported interchangeable chokes, their porting (plus any barrel porting) shall not extend back further than 20 cm as measured from the muzzle end of the interchangeable fitted choke.

6.3.6 OPTICAL SIGHTS

All devices fitted to the gun that have magnifying, light emitting, forward lead displacement properties, or that give visual enhancement of the target, are prohibited.

6.3.7 CARTRIDGE SPECIFICATIONS

24g Cartridges are permitted in ISSF competitions

6.4 COMPETITION RULES FOR ISSF TRAP

6.4.1 CONDUCT OF A ROUND OF TRAP

Each squad member, with sufficient ammunition and all equipment necessary to complete the round, must occupy a shooting station in the order shown on the scorecard. The sixth athlete must stand in the marked area (Station 6) behind Station 1 ready to move to Station 1 as soon as the first athlete has shot at a regular target and the result is known. The Referee must take charge and when all preliminary procedures are completed (names, numbers, Assistants Referees, viewing of targets, test firing etc.) give the command "START."

6.4.2 METHOD

- (a) When the first athlete is ready to fire, he must raise the gun to the shoulder and call clearly for the target, after which the target must be thrown at once;
- (b) When the result of the shot(s) is known the second athlete must do likewise, followed by the third athlete and so on;
- (c) When the athlete has called for the target it must be released immediately, allowing only for human reaction time to press a button if the release is manual;
- (d) Two (2) shots may be fired at each target except that in Finals and any shoot-offs before or during Finals only one (1) shot may be fired. If an athlete fires two (2) shots, the target will be declare "LOST" whether it was hit or not by either of the shots;
- (e) After athlete No.1 has fired at a regular target, he must prepare to move to Station 2 as soon as the athlete on Station 2 has fired at a regular target; the other athletes in the squad must, on their stations, do likewise in rotation from left to right;
- (f) This whole sequence must continue until all athletes have each shot at 25 targets (2 left, 2 right and 1 center from each of the five stations);
- (g) Once the round has started an athlete may close the gun only after the previous athlete has completed his turn;

- (h) An athlete having shot must not leave the station before the athlete on the right has fired at a regular target and a result is registered, except when the athlete has completed shooting on Station 5; in this case he must proceed immediately to Station 6, being careful not to disturb the athletes who are on the line as he passes by;
- (i) All shotguns must be carried OPEN and UNLOADED when moving between any stations;
- (j) Any athlete who loads his/her shotgun on a fired station before leaving it, or carries his/her shotgun loaded between any stations must be given an initial Warning (Yellow Card); any further occurrences until the end of the Qualification process will result in Disqualification (Red Card).

6.4.3 PREPARATION TIME LIMIT

- (a) An athlete must take his/her position, close the gun and call for the target within twelve (12) seconds after the previous athlete has fired at a regular target and has opened the gun and the result is registered, or after the Referee has given the command "START;"
- (b) Where squads consist of five (5) or less athletes, preparation time must be extended to give the athlete leaving Station 5 sufficient additional time to arrive at Station 1.

6.4.4 IRREGULAR TRAJECTORY

Any target flying along a path other than that specified in angle, elevation or distance must be considered irregular.

6.4.5 REFUSED TARGET

An athlete may refuse a target if:

- (a) A target is not released immediately after the athlete's call;
- (b) The Referee agrees that the athlete, after calling for the target, was visibly disturbed by some external cause; or
- (c) The Referee agrees that the target was irregular.

Procedure by Athlete -- The athlete refusing a target must indicate this by opening the gun and raising an arm. The Referee must then give his decision.

6.4.6 "NO TARGET"

A "NO TARGET" target is one that is not thrown according to these Rules:

- (a) A "NO TARGET" decision is always the Referee's responsibility;
- (b) A target declared a "NO TARGET" by the Referee must always be repeated from the same trap (whether hit or not). However the athlete may not refuse it even if he considers that it was thrown from another machine in the same group; and
- (c) A Referee should attempt to call "NO TARGET" before the athlete fires. However, if the Referee calls "NO TARGET" as, or immediately after the athlete has fired, the Referee's decision must stand and the target must be repeated regardless of whether the target was "HIT" or not.
- (d) A "NO TARGET" target must be declared even if the athlete has fired when:
 - (i) A broken or irregular target emerges;

- (ii) A target of a distinctly different color from that of the others being used in the Competition or Pre-Event Training is thrown;
 - (ii) Two (2) targets are thrown;
 - (iii) The target is thrown from a machine in another group;
 - (iv) An athlete shoots out of turn;
 - (v) Another athlete fires at the same target;
 - (vi) The Referee is satisfied that the athlete, after calling for the target, was visibly disturbed by some external cause;
 - (vii) The Referee detects an initial violation of the athlete's foot position in a round;
 - (viii) The Referee detects an initial violation of the time limit;
 - (ix) The Referee, for any reason, cannot decide whether the target was "HIT" or not, (in such cases the Referee must always consult the Assistant Referees before announcing the decision);
 - (x) The shot is discharged involuntarily before the athlete has called for the target. However, if the athlete then fires at the target with the second shot, the result must be scored. Also, the athlete must be warned and if the same situation occurs a second or subsequent time in a round, the target(s) shall be declared "LOST"; or
 - (xi) The first shot is a miss and the athlete's second shot misfires due to an allowable malfunction of either the gun or the cartridge. In this case the target must be repeated and must be missed with the first shot and hit only with the second shot. If the target is hit with the first shot, it must be declared "LOST."
- (e) A "NO TARGET" target must be declared provided that the Athlete has NOT fired when:
- (i) A target is thrown before the athlete's call;
 - (ii) A target is not released immediately after the athlete's call (see Note);
 - (iii) A target's trajectory is irregular (see Note);
 - (iv) There is an allowable malfunction of gun or cartridge; or
 - (v) The athlete's first shot misfires due to an allowable malfunction of either gun or cartridge and he does not fire the second shot; If the second shot was fired, the result of that shot must be scored.

Note: *Unless the Referee calls "NO TARGET" before or immediately after the athlete fires, no claim for an irregular target must be permitted if the target was fired upon, when the irregularity claim is based solely upon an alleged "Quick Pull" or an alleged "Slow Pull" or a deviation from the prescribed lines of flight. Otherwise if the athlete fires the result must be recorded.*

6.4.7 LOST TARGET

A target must be declared "LOST" when:

- (a) It is not hit during its flight;
- (b) It is only dusted and no visible piece is broken from it;
- (c) An athlete, for no permitted reason, does not shoot at a regular target for which he has called;
- (d) After a malfunction of gun or cartridge, an athlete opens the gun or moves the safety catch before the Referee has inspected the gun;

- (e) An athlete suffers a third or subsequent malfunction of gun or cartridge in the same round;
- (f) The first shot is a miss and the athlete fails to fire his second shot because he forgot to place a second cartridge in the gun, to release the stop on the magazine of a semi-automatic shotgun, or because the safety has slipped to the “safe” position by recoil of the first shot;
- (g) The athlete is not able to fire his gun because he has not released the safety or has forgotten to load;
- (h) The time limit is violated and the athlete has been warned once already (Yellow Card) in the same round; or
- (i) The athlete’s foot position is violated and the athlete has been warned once already (Yellow Card) in the same round

6.5 COMPETITION RULES FOR ISSF SKEET CONDUCT OF A ROUND OF SKEET

6.5.1 METHOD

After the command “START” is given:

- (a) The first athlete must move onto Station 1, load the gun with one (1) cartridge only, adopt the READY position and call for the target, after which a regular target from the high house must be thrown within an indefinite period varying randomly from zero (0) to a maximum of three (3) seconds;
Note: If an electronic-microphone system is used, it must be constructed so as to randomly insert a delay varying from 0.2 to 3.0 seconds.
- (b) When the result of the shot is known, the first athlete shall remain on the station, load with two (2) cartridges, adopt the READY position, and call and fire at a regular double;
- (c) When the results of both shots are known the first athlete must leave the station;
- (d) The second athlete must then do likewise, followed by the third athlete and so on until all the members of the squad have each shot the required sequence on Station 1;
- (e) The first athlete must then move onto Station 2 and shoot the required number of targets in the required sequence and time, followed in turn by each member of the squad;
- (f) This rotation will continue until all the required stations have been shot by all members of the squad;
- (g) No athlete in the squad may advance to the station before his shooting turn, before the Referee’s order to shoot or before the previous athlete has completed his shooting and has left the station; and
- (h) No athlete having shot on one (1) station may proceed towards the next station until all the members of the squad have completed their shooting on the station or in such a way as to interfere with another athlete or impede the duties of the match officials.

6.5.2 COMPETITION PROCEDURES

Preparation Time Limits. Athletes must call for and fire at their targets according to the following time limits:

- (a) After the Referee has given the signal to “START” or after the previous athlete has left the station, the next athlete must occupy the station within ten (10) seconds;
- (b) The athlete must stand with both feet entirely within the station boundaries, take his position, load the gun, adopt the READY position and call for the target(s) in the required sequence for the station;
- (c) The athlete must then call for the next single or double to be fired at from that station within the shortest time possible;
- (d) The maximum total time allowed to call for the required sequence for that station is thirty (30) seconds in both Qualification Rounds and Finals after the athlete has occupied the station;

6.5.3 TARGET SHOOTING SEQUENCE FOR QUALIFICATION ROUNDS

Only one (1) shot may be fired at each target.

STATION	TARGET	ORDER
1	Single	High
	Double	High – Low
2	Single	High
	Double	High – Low
3	Single	High
	Double	High – Low
4	Single	High
	Single	Low
5	Single	Low
	Double	Low – High
6	Single	Low
	Double	Low – High
7	Double	Low - High
4	Double	High – Low
	Double	Low – High
8	Single	High
	Single	Low

Special Procedures for Station 8:

When the squad advances to Station 8, they must stand in their shooting order behind the Referee who should be positioned approximately five (5) meters from Station 8 on an imaginary line drawn between the centers of Station 8 and Station 4.

After the Referee has declared “START” each athlete in turn must:

- (a) Take position for the high house target;
- (b) Load the gun with one (1) cartridge only;
- (c) Adopt the READY position;
- (d) Call for the target; and

- (e) Shoot at the high house target.
Then turn clockwise (to the right, in the direction of the target crossing post):
- (f) Take position for the low house target;
- (g) Load the gun with one (1) cartridge only;
- (h) Adopt the READY position;
- (i) Call for the target;
- (j) Shoot at the low house target; and
- (k) When the result of this last shot is known, the athlete must leave the station and move to the rear of the line of the athletes who have still to shoot. Each athlete must do the same in succession.

6.5.4 CARTRIDGE LOADING SEQUENCE

- (a) On Station 8 for both the high and low house targets, the gun must be loaded with one (1) cartridge only;
- (b) On Station 4 where two (2) single targets are to be shot, two (2) cartridges must be loaded before calling for the first single target;
- (c) In case an athlete forgets to load the second barrel in singles on Station 4 where two (2) single targets are to be shot, and after calling for or shooting at the first target remembers and either opens his gun to load or he raises his hand to ask permission of the Referee to load his gun, the target will be declared "LOST;"
- (d) When shooting is interrupted, the gun must be opened and be made empty; and
- (e) No athlete may turn from the shooting station before his gun is open and empty.

6.5.5 TRIAL TARGETS

A regular target from each of the high and low houses may be seen by the squad:

- (a) From Station 1 immediately prior to the start of their first round on each day of competition;

6.5.6 SIGHTING ON THE RANGES

Aiming and sighting exercises:

- (a) May be conducted after the Referee has ordered "START" only on Station 1.
The athlete is permitted (within the allowable time limit) after loading and before shooting to raise the gun to the shoulder and sight for a few seconds for both the single target and the double;
- (b) The athlete must then adopt the READY position before calling for the target(s); and
- (c) Prior to the start of the round an athlete is not permitted to make any aiming or sighting exercises with or without the gun on any other station, but during the round, athletes who are not shooting may, without disturbing the other athletes or the Referee, use their hand to track targets while another athlete is shooting.


6.5.7 IRREGULAR TRAJECTORY

Any target flying along a path other than specified in angle, elevation or distance must be considered irregular.

6.5.8 READY POSITION

At the moment the athlete calls and until the target (s) appears, the athlete must stand in the READY position with:

- (a) Both feet entirely within the shooting station boundaries;
- (b) Holding the gun with both hands;
- (c) The gun stock in contact with body; and
- (d) The toe of the stock on or below the ISSF official marker tape and clearly visible to the Referee standing in the correct position.



6.5.9 REFUSED TARGET

An athlete may refuse a target if:

- (a) A target is not released within the proper time;
- (b) In a “Double” the targets are not released simultaneously;
- (c) The Referee agrees that the athlete, after calling for the target(s), was visibly disturbed by some external cause; or
- (d) The Referee agrees that a target was irregular because of a faulty trajectory.

Procedure by the athlete -- The athlete refusing a target must indicate this by opening the gun and raising an arm. The Referee must then give his decision.

6.5.10 “NO TARGET”

- (a) A “NO TARGET” target is a target that is not thrown according to these Rules;
- (b) The “NO TARGET” decision is always the Referee’s responsibility;
- (c) A target declared “NO TARGET” by the Referee must always be repeated whether hit or not; and
- (d) The Referee should attempt to call “NO TARGET” before the athlete fires. However, if the Referee calls “NO TARGET” as or immediately after the athlete fires, the Referee’s decision must stand and the target(s) must be repeated regardless of whether they were “HIT” or not.
- (e) A “NO TARGET” or “NO TARGETS” must be declared even if the athlete has fired when:
 - (i) A broken target emerges;
 - (ii) A target of distinctly different external color from that of the others being used in the competition or Pre-Event Training is thrown;
 - (iii) Two (2) targets are thrown in singles;
 - (iv) A target is thrown from the wrong trap house;
 - (v) The athlete’s READY position is incorrect and the athlete has not received a previous warning in that round;
 - (vi) The Referee detects an initial violation of the time limit;
 - (vii) The Referee detects an initial violation of the athlete’s foot position in a round;
 - (viii) The Referee is satisfied that the athlete was visibly disturbed by some external cause, after calling for the target(s);

- (ix) The Referee for some reason, cannot decide whether the target was “HIT,” “LOST” or “NO TARGET.” In this case the Referee must always consult the Assistant Referee before making a final decision;
 - (x) An athlete has an allowable malfunction of gun or cartridge; or
 - (xi) A shot is discharged involuntarily before the athlete calls, the Referee must warn the athlete; however, if the same situation occurs for a second or subsequent time in a round, the target(s) shall be declared “LOST.”
- (f) A “NO TARGET” must be declared provided the athlete has NOT fired when:
- (i) A target is thrown before the athlete’s call;
 - (ii) A target is thrown after a period exceeding three (3) seconds;
 - (iii) A target’s trajectory is irregular; or
 - (iv) There is an allowable malfunction of gun or cartridge.
- (g) Additional “NO TARGET” Rules applying to Doubles
Both targets must be declared “NO TARGET” and a repeat Double thrown, to determine the result of both shots when:
- (i) Either target is irregular (see note);
 - (ii) ‘A single target is thrown in doubles;
 - (iii) The first shot breaks both targets (an athlete is permitted only two (2) attempts on any one station, if the same situation occurs for the third time the first target must be declared a “HIT” and the second “LOST”);
 - (iv) Fragments from the first target break the second target;
 - (v) The targets collide;
 - (vi) The athlete suffers an allowable malfunction of gun or cartridge and is unable to fire the first shot; or
 - (vii) Both shots are fired simultaneously.

Note: Unless the Referee calls “NO TARGET(s)” before or immediately after the athlete fires, no claim for an irregular target or targets must be permitted if either target was fired upon, when the irregularity claim is based solely upon an alleged “Quick Pull,” an alleged “Slow Pull” or a deviation from the prescribed lines of flight. Otherwise if the athlete fires the result(s) must be recorded.

6.5.11 LOST TARGET

A target(s) must also be declared “LOST” when:

- (a) It is not “HIT;”
- (b) It is “HIT” outside the boundaries;
- (c) It is only “dusted” and no visible piece is broken from it;
- (d) An athlete, for no permitted reason, does not shoot at a regular target for which he has called;
- (e) The athlete is unable to fire his gun because he has not released the safety or has forgotten to load;
- (f) After a malfunction of gun or cartridge, an athlete opens the gun or touches the safety catch before the Referee has inspected the gun;
- (g) An athlete suffers a third or subsequent malfunction in the same round;
- (h) Additional “LOST” Target Rule Applying to Doubles

In addition the following must also apply in the case of doubles:

- (i) When an athlete for no permitted reason fails to fire at the first target of a regular double for which he has called the targets must be declared “LOST” and “LOST;”
- (ii) When an athlete for no permitted reason fails to fire at the second target of a regular double for which he has called the first target must be recorded according to the result and the second target must be declared “LOST;”
- (iii) An athlete misses the first target of the double and accidentally hits the second target with the same shot; the first target shall be declared “LOST” and the double repeated to determine the result of the second shot only. The athlete must always shoot at both targets in the repeated double(s);
- (iv) A shot is discharged involuntarily after the athlete has called, but before the targets appear, the first target must be declared “LOST” and the double must be repeated to determine the result of the second shot only. The athlete must shoot at both targets in the repeated double;
- (v) For a second or subsequent involuntary discharge in the same round the targets must be declared “LOST” and “LOST” and the Referee must issue a Warning (Yellow Card);
- (vi) If an athlete misses the first target in a double and has an allowable malfunction on the second shot, the first target must be declared “LOST” and the double repeated to establish the result of the second shot only. The athlete must shoot at both targets in the repeated double;
- (vii) If the athlete breaks the first target in a double and has an allowable malfunction on the second shot, the first shot must be declared “HIT” and the double repeated to establish the result of the second shot only. The athlete must shoot at both targets in the repeated double; or
- (viii) If the targets of a regular double are shot in reverse order, both of them must be declared “LOST.”

6.5.12 MALFUNCTIONS

(a) Malfunction Definition

Failure of a properly loaded gun to fire when the trigger is pulled (mechanical failure or misfire), or a defective cartridge that does not deliver its full load when the primer was struck, or when a single pull of the trigger or the involuntary operation of both triggers on a double trigger gun produces a simultaneous discharge, must be recorded as a malfunction.

(b) Number of Malfunctions Permitted

The athlete is permitted a maximum of two (2) malfunctions per round, whether or not he has changed his gun or ammunition.

- (i) All regular target(s) on which any additional malfunction of gun or ammunition occurs in the same round will be declared “LOST” whether or not the athlete attempted to fire; and
- (ii) If after a malfunction, the Referee agrees with the athlete that the gun is in need of repair, then action may be taken in accordance with the Rules for Disabled Shotguns.

- (c) Barrel Selection
Where an athlete is using a double-barreled shotgun, it will be assumed that the athlete is firing the bottom barrel first (or right hand barrel, in the case of a side-by-side), unless the athlete indicates to the Referee before each of his rounds that he intends otherwise.
- (d) Procedure in the Event of a Malfunction
Decisions on malfunctions of either gun or cartridge must be made by the Referee.
- (e) In the event of misfire due to any reason, the athlete must:
 - (i) Keep the gun pointed at the target flight area;
 - (ii) Not open the gun;
 - (iii) Not touch the safety catch;
 - (iv) Hand the gun safely to the Referee for examination if asked; and
 - (v) Answer any questions from the Referee.

Note: The athlete is responsible for checking the gun after it is returned by the Referee.

- (f) The following are not considered malfunctions:
 - (i) Faulty manipulation of the mechanism by the athlete;
 - (i) Failure to place a cartridge in the correct chamber of the gun; or
 - (ii) Any fault attributable to the athlete.
- (g) Ammunition Malfunctions (Misfires)
Decisions on ammunition malfunctions must be made by the Referee. The following are considered ammunition malfunctions when the firing pin indentation is clearly noticeable and:
 - (i) The powder charge is not ignited;
 - (ii) Only the primer fires;
 - (iii) The powder charge is omitted; or
 - (iv) Some components of the load remain in the barrel.
 Cartridges of the wrong size must not be considered as defective ammunition. (Placing a 20 or 16 gauge cartridge into a 12 gauge gun is dangerous and may also subject the individual to penalties for unsafe gun handling).
- (h) Actions after Malfunctions are declared
 - (i) If the Referee decides that the disabled gun or that the malfunctioning of the gun or ammunition is not the fault of the athlete, and that the gun is not repairable quickly enough, the athlete may use another gun if it can be obtained within three (3) minutes after the gun has been declared "DISABLED." OR
 - (ii) The athlete may after obtaining the permission of the Referee, leave the squad and finish the remaining targets of the round at a time to be determined by the Chief of Referees.
- (i) Disabled Shotguns
Decisions on disabled shotguns must be made by the Referee. A shotgun may be considered disabled if:
 - (i) It cannot be fired;
 - (ii) The athlete having already suffered two (2) malfunctions of either gun or ammunition in a round obtains permission from the Referee to change it;
 - (iii) It fails to eject due to mechanical defect; or
 - (iv) For any other reason that renders the gun unusable.

6.5.13 TRAP SHOOT OFFS

- (a) Before the Shoot-Off starts a left and right hand target will be thrown from each of the five (5) stations. All tied athletes must then line up behind Station 1 in the order decided by their interim Qualification ranking (highest ranking athlete to shoot first). Starting on Station 1 they must shoot at regular targets until the tie(s) are broken according to the following sequence: Station 1 left target, Station 2 right target, Station 3 left target, Station 4 right target, Station 5 left target, then Station 1 again this time shooting at a right target and so on;
- (b) The first athlete must on command move onto the station, load and call for the target as shown in a) above;
- (c) Only one (1) shot is permitted at each target; the gun must be loaded with one (1) cartridge only; the second barrel must not be loaded with any empty, dummy or loaded cartridge.
- (d) After shooting, the athlete must move to the rear of the athlete(s) who have yet to shoot;
- (e) Each athlete in the tie must in turn do likewise;
- (f) If after all athlete(s) have shot on Station 1 and a tie remains, all athletes in the tie must move to Station 2 and repeat the procedure; and
- (g) This system of shooting station by station must continue as long as a tie remains.

6.5.14 SKEET SHOOT OFFS

- (a) Before the shoot-off starts, the first athlete must stand immediately behind Station 4 and be permitted to see one (1) regular double;
- b) All tied athletes will then shoot in turn on Station 4 in the order decided by their interim Qualification ranking (highest ranking athlete to shoot first);
- (c) After the Referee declares "START," the first athlete must move on to the station, load and shoot at a regular double (high/low). He must then leave the station and go to the rear of the athletes who have yet to shoot;
- (d) All athletes in the tie must in turn do likewise;
- (e) The athlete(s) who miss the highest number of targets after each double are the losers and must retire;
- (f) All those who are still tied must remain, and the first athlete must then move on to the station, load and shoot at a reverse double (low/high). He must then leave the station and go to the rear of the athletes who have yet to shoot;
- g) All athletes still in the tie must in turn do likewise; and
If any ties remain unbroken, this procedure of shooting at a regular double and a reverse double must continue until all results are determined.

6.5.15 FINALS IN ISSF SHOTGUN EVENTS

ISSF Trap and Skeet Finals shall be shot as ISSF International Rules for all endorsed events.

For Club events Management has the option of determining the Finals system they choose.

6.6 ACTA GRADING TRAP AND SKEET

- (a) Shall be in addition to ISSF rules in the Official Statutes and Regulations. All ACTA ISSF events may be graded and include sections such as Para, Veteran and Juniors. The results of all grades and sections will be determined after the last qualifying round.
- (b) Shooters shall be graded into four classes as per the MCMS system.

6.7 TEAM COMPETITION CONDITIONS

(a) ISSF POSTAL TEAM MATCHES

- (i) Trap and Skeet - the qualifying event shall be conducted over 50 targets. There is one single postal team that will consist of three men, two women, two juniors, and two veterans. Junior and veteran team members may be either female or male.
- (ii) No team members are to represent more than one section.
- (iii) The team score will be the aggregate of the nine scores, shot 50 targets per team member.

(b) ISSF TEAM MATCHES – ISSF NATIONAL CHAMPIONSHIPS

- (i) Interstate Shoulder to Shoulder team matches will be conducted over the 125 target ACTA ISSF National Championships for men, women, veterans and junior teams in trap and skeet.
- (ii) The Team events shall be as follows: Men, Women, Veteran and Junior Trap/Skeet Teams are to shoot 125 targets in conjunction with the respective National ISSF Championship. Mens Team three (3) members, Womens Team three (3) members, Veterans Team two (2) members, Junior Teams two (2) members.
- (iii) The age for Veterans is 65 years of age on the 1st day of competition. The age for juniors is under 18 on the first day of competition.
- (iv) Veteran and junior team members may be either female or male.

(c) TEAM QUALIFICATIONS

- (i) Each team member shall have registered in the State that they represent.
- (ii) State Associations shall select their teams on the results of an elimination shoot or series.
- (iii) In the event of a tie for placings it may be decided by the State Association concerned.
- (iv) An appropriate High Gun shall be provided, and a souvenir badge shall be given to each member of the State team.

6.8 CHAMPIONSHIPS – TRAP & SKEET

- (a) National, Commonwealth, State, Zone and Club Championships must be conducted as per the rules determined under the ACTA ISSF rules, (see Guidelines). Cartridge specifications for ISSF events restrict shot load to a maximum of 24 grams of shot size not larger than 2.6mm. The conditions of entry for State Championships shall be the same conditions as apply for National Championships.
 - (i) Club Championships may be any number of targets, but must be a minimum of 25 shot in brackets of 25 targets.

- (ii) Zone Championships to be a minimum of 50 targets, shot in brackets of 25 targets.
 - (iii) State ISSF Championships are to be a minimum of 100 targets but must be 125 targets plus finals if the State wishes the event to be officially endorsed, shot in brackets of 25 targets.
 - (iv) Commonwealth & National ISSF Championships are to be of 125 targets shot in brackets of 25 targets, plus finals.
- (b) All ISSF events may be run as graded events, with trophies provided for each grade. Section and grade ties to be shot off at the completion of the qualifying rounds.
- (i) All grade and section shoot-offs will be shot as per shoot-off rules trap or skeet.

6.9 GLENN SHIELD – CALROSSIE/MCKENZIE TROPHY
AUSTRALIA VS NEW ZEALAND 125 TARGETS UNDER 21 YEARS

Shot in conjunction with the National ISSF Trap Championship.

- (a) In the event of a tie, the winning team will be determined by count back, as per ISSF rules.
- (b) Three members are selected from the Junior High Gun results over 250 targets to represent the Australia Team in ISSF Trap.
- (c) In the event of a tie, the top 3 places in the team shall be decided by count back.
- (d) Should there be a tie for team scores they will also be determined by count back.
- (e) Shot in Australia Odd Years, New Zealand Even Years.

7.0 TECHNICAL RULES - SKEET

INDEX

- 7.1 Procedures
- 7.2 Round Procedure
- 7.3 Rules and Procedures for Doubles Events
- 7.4 Squads
- 7.5 Broken Targets
- 7.6 Dusted Targets
- 7.7 No Target
- 7.8 No Target – Doubles/Proof Doubles
- 7.9 Lost Target
- 7.10 Handicap Events
- 7.11 Sweepstakes On Handicap Events
- 7.12 Competition Conditions
 - 7.12.1 Entrance Fees
 - 7.12.2 Australian 12 Gauge Skeet Championship
 - 7.12.3 Australian Skeet Doubles Championship
 - 7.12.4 Australian Skeet Handicap
 - 7.12.5 Australian Sub Gauge Skeet Championships
 - 7.12.6 Australian Skeet Champion of Champions
 - 7.12.7 Australian/New Zealand Skeet Teams Match (Glenn Trophy)
 - 7.12.8 Commonwealth Events (Day or Night)
 - 7.12.9 State Events (Day or Night)
 - 7.12.10 Zone Events (Day or Night)
 - 7.12.11 Club/Districts Events (Day or Night)
 - 7.12.12 Interstate Postal Team Matches – Skeet
 - 7.12.13 Event Ties
 - 7.12.14 High Gun
 - 7.12.15 Shoulder to Shoulder Team Matches – Skeet

7.1 PROCEDURE

- (a) A competitor must be at the firing point within two minutes of being called, with sufficient ammunition to complete the bracket. Failing this they may be disqualified, penalised with loss of targets, or be re-squadded at the discretion of the club.
- (b) View targets as described in Mandatory Rule 1.21 (5) SKEET.
- (c) When at the firing point ready for competition, the competitor shall distinctly give the command “pull” or a similar command to the Referee and thereafter the competitor is in the competition.
- (d)
 - (i) Where a shooter has registered in a event, but does not show up to start the event with their squad, they will not be permitted to shoot up after the first shooter in the squad has fired a shot at Station 2. They may join the squad for all later rounds, but the round missed because of lateness must be shot on the proper field in the first vacancy, or after all other contestants have finished. In the interest of conserving time the shoot Management may modify this rule to meet special conditions, if it so desires
 - (ii) Under normal conditions, a squad should complete a round of skeet in 20 minutes. Unusually slow shooting squads who are disrupting the normal sequence cannot object to being transferred to a substitute or practice field
 - (iii) Any shooter who, after completing their event, shoots for targets only is deemed ineligible for any recognition in the event or High Gun program
 - (iv) It shall be considered a time infringement if a shooter deliberately delays more than 10 seconds for each shot on a station and the Referee shall warn them once each round without penalty. Subsequent occurrences per round will be penalised one target each.
- (e) For Skeet, the shooter must stand with any part of both feet within the boundaries of the designated shooting station.
- (f) Provided they are standing on the shooting station and it is their turn to shoot, a competitor may place cartridges into the breech.
- (g) Shooters must not close or attempt to mount the gun to the shoulder until they are standing on the shooting station.
- (h) Empty shells on the ground must not be collected whilst shooters are on the field. Only those people directly associated with the competition will be on the field whilst the shoot is in progress.
- (i) No competitor shall make, negotiate or discuss any bet (either on their own shooting or that of any competitor) whilst they are on the shooting station. If any competitor infringes this rule, they may be disqualified by the Referee.
- (j) All members in a squad must remain as a squad until the last competitor has shot.
- (k) The officiating referee or the Management must have the trap adjusted immediately if it is not throwing legal targets. Immediately following such alteration a target must be thrown and the competition continued. See also Rule 1.25(f).
- (l) All competitors are required to dress in a clean, neat and tidy manner. For safety reasons competitors are not permitted to shoot in thongs, scuffs or bare feet. Footwear worn must have a restraining strap or support at the heel.

7.2 ROUND PROCEDURE

- (a) A squad shall start shooting at Station 1 in the order in which the names appear on the score sheet. The first shot scored lost in the round shall be repeated immediately as the optional shot and recorded in the 25th column on the score sheet. If the first target of a double is the first lost target, and a proof double is required for any reason to determine the result of the second target, then the proof double procedure shall be completed and then the first target shall be repeated as a single and scored as the 25th shot.
- (b) The first shooter shall start shooting singles at Station 1, shooting the high house target first and the low house target second. Then, loading two shells, they shall proceed to shoot doubles, shooting the first shot at the target from the high house and the second shot at the target from the low house, before leaving the station. The second shooter shall then proceed likewise, followed by the other members of the squad in their turn.
- (c) Then the squad shall proceed to Station 2 and repeat the same sequence as on Station 1.
- (d) The squad shall then proceed to Station 3 where each shooter will shoot at a high house single target first and a low house single target second before leaving the shooting station.
- (e) The same procedure shall be followed at Station 4 and 5.
- (f) Upon advancing to Station 6 the leadoff shooter will shoot singles in the same sequence as at the previous stations. Then, loading two shells, they shall shoot doubles by shooting the low house target first and the high house target second before leaving the station. The other shooters will follow in their turn.
- (g) The same procedure will be followed at Station 7.
- (h) The squad will advance to Station 8 where each shooter shall shoot at a target from the high house before any member of the squad shoots at a target from the low house.
- (i) The squad shall then turn to Station 8 low house and the leadoff shooter will shoot at the low house target.
- (j) The shooter shall repeat the low house target for their optional shot before leaving the station, provided they are still straight (no lost targets in the round). The other shooters will follow in turn.
- (k) At this time the shooter should verify their own score.
- (l) During the shooting of single targets a shooter may load 2 shells except at Station 8 high house, or for the last single target on any station, or unless prohibited by club rules.

7.3 RULES AND PROCEDURE FOR DOUBLES EVENTS

- (a) Open Double Championships shall be shot at 25 pairs or multiples of 25 pairs.
- (b) Uneven numbered rounds i.e. Rounds 1 and 3: Commencing on Station 1 and proceeding through Station 4, a double is to be shot from each station, taking the high house first. On Stations 5, 6 and 7 a double is to be shot taking the low house first. Reversing back through Stations 6, 5 and 4 a double is to be shot taking the low house first. On Stations 3 and 2, a double is to be shot taking the high house first. Total number of targets = 24. Even numbered rounds i.e. Rounds 2 and 4: To be shot as in uneven numbered rounds but finishing on Station 1. Total number of targets = 26.

- (c) The rules for double in a Doubles event are the same as the rules for doubles in a regular round of Skeet.
- (d) Clubs have the option of conducting a 25 target event. This event will be the same as an uneven numbered round with the addition of a single high house target immediately following the concluding double from Station 2.

7.4 SQUADS

- (a) A normal skeet squad is composed of five shooters. Any five shooters may designate themselves as a squad. All shooters shall be formed into squads of five shooters each, as nearly as possible. Less than five shooters is permitted for expedience, but more than six should not be squadded for safety reasons, except in shoot-offs, see Rule 7.12.13(a).
- (b) The officiating Referee **MUST** have a trap checked and if required adjusted immediately, if in the opinion of the majority of the competitors in the squad, it is not throwing legal targets. Immediately following such alteration, a target must be thrown and the competition continued. Unauthorised shooters are not to interfere with or attempt to interfere with the setting of the trap. Violation of this rule may be grounds for disqualification from the event.
- (c) The competitor whose turn it is to shoot may observe a legal target from a traphouse where the trap has been adjusted or repaired, or where an illegal target has been released.
- (d) No competitor shall unduly delay a squad without good and sufficient reason in the judgement of the Referee in charge of the squad. A shooter who persists in deliberately causing inexcusable delays after receiving a first warning from the Referee shall be subject to disqualification from the event.
- (e) At the beginning of each round the SQUAD shall be entitled to observe one (1) high house, one (1) low house and one (1) pair of double targets.
- (f) No member of a squad having shot from one station shall proceed toward the next station in such a way as to interfere with another shooter. The penalty for wilful interference in this manner shall be disqualification from the event. However, when in the opinion of the Referee it is done unobtrusively, the first competitor in a squad should be allowed to move across and stand at least three metres behind the next station from Station 2 to 6 inclusive.
- (g) The Referee shall ensure that the target is released “instantly” see Rule 3.4(a) in response to the competitor’s acceptable call. If a shooter fires at what is considered to be an illegal target, due to the timing of the release, they must abide by the result. The Referee shall have an uninterrupted view of the competitors at the firing points.
- (h) While shooters may request to be squadded in the same wave as other shooters, under no circumstances will shooters be allowed to nominate a particular squad number or skeet layout. Shooters may be squadded in order of nomination.

7.5 BROKEN TARGETS

A broken target is one which has a visible piece broken from it, whilst in the air, by the shot from the competitor’s gun.

7.6 DUSTED TARGETS

A “dusted target” is one from which dust is detached by the competitor’s shot, but which shows no visible piece broken from it. A dusted target is not a broken target and is a “lost target”.

7.7 NO TARGETS

After “no target” has been called by the Referee under any of the following conditions it thereafter plays no part in the competition and is irrelevant to it.

- (a) No target shall be called when a target is refused for the following reasons:
 - (i) A target is released without the competitor’s call and the target has not been fired at
 - (ii) A time interval occurs before or after the competitor’s call unless the target is fired at
 - (iii) A target does not conform to the definition of a legal target and the target has not been fired at.

Note: If in the opinion of the Management, an excess of refusals is recorded, the Management has the right to check the shooter, Referee and equipment. If in the opinion of the Referee, legal targets are being refused, the Referee may call “lost target”. All refusals must be recorded on the score sheet as “R”. See also Rule 1.21.17.

- (b) “No target” shall be called when:
 - (i) A broken target is released
 - (ii) In singles, if by error or for mechanical reasons doubles are thrown and the shooter shoots and breaks or misses the correct target, it shall be scored as in singles. It shall be the shooter’s prerogative to elect to shoot or withhold their shot when doubles are thrown in the calling of singles
 - (iii) The Referee may grant a shooter permission to shoot out of turn where it is justified in the interest of saving time
 - (iv) A malfunction occurs in either barrel caused by the competitors gun or misfire of a cartridge due to no neglect on the competitor’s part
 - (v) A simultaneous or near simultaneous discharge occurs, i.e., from any cause both barrels are discharged together or nearly together. Simultaneous discharges shall be recorded as a malfunction
 - (vi) A different coloured target than being used for the event is thrown and not fired at. Firing at the target shall cause it to be considered a legal target with the result to stand
 - (vii) No target shall be allowed for the first target of any visit to a trap if a safety catch is engaged.
- (c) The following are considered malfunctions of ammunition:
 - (i) Failure to fire when firing pin indentation is clearly visible
 - (ii) When only the primer fires – or is missing
 - (iii) When the powder charge has been omitted
 - (iv) When the powder charge is not ignited
 - (v) Components of the load remain in the barrel
 - (vi) All misfires and malfunctions must be marked on the score sheet as “M”.

7.8 NO TARGET – DOUBLES / PROOF DOUBLES

- (a) If the first target emerges broken, the doubles shall, in all cases, be declared no targets (both) and a proof double shall be thrown to determine the result of both shots.
- (b) If a double is thrown but the targets collide, they shall be declared no targets and the result of a proof double shall determine the score of both shots.

Note: This change is to bring consistency with a recent NSSA rule change. The reasoning is; “If two whole targets collide before or after being legally fired at, the referee is prevented from seeing the first target to the ground. Therefore it cannot be scored ONE or LOST. The shooter is given the benefit of the doubt and a proof double is required for a result on both targets”.

- (c) If the first target of a double is thrown irregularly as to deviate from the prescribed line of flight and is not shot at, a proof double shall determine the score for both shots, whether the second target is fired upon or not. The Referee shall be the sole judge of irregularity.
- (d) If the first target of a double is thrown irregularly as to deviate from the prescribed line of flight, and is shot at, the result shall be scored for the first shot, and if the shooter is deprived of a normal second shot for any of the reasons in Rule 7.8(e), the second target only shall be declared no target and a proof double shall be thrown to determine the result of the second shot.
- (e) If the shooter is deprived of a normal second shot for any of the following reasons, the result of the first shot shall be scored, and the second target only shall be declared no target and a proof double shall be fired to determine the result of the second shot.
 - (i) The second target is thrown broken
 - (ii) The second target is thrown irregular as to deviation from the prescribed line of flight and is not shot at
 - (iii) The second target is not thrown at all
 - (iv) The second target is not thrown simultaneously
 - (v) Both targets are broken with the first shot
 - (vi) The wrong target is broken with the first shot
 - (vii) The result of the first shot is determined, and interference occurs before the second shot is fired.
- (f) There shall be no penalty for withholding the first shot when either target of a double is irregular. A proof double shall determine the score of both shots thereafter.
- (g) If a double is thrown and an allowable malfunction occurs on the first shot, it shall be declared no target, and the result of a proof double shall determine the score of both shots. If such malfunction is excessive (not allowable) the proof double shall be thrown to determine the result of the second shot only.
- (h) In shooting a proof double after the first target (of a double) is lost, if the shooter fires at or breaks the wrong target first, said proof double shall be scored as both targets lost. If in such a proof double after the first target (of a double) is broken, the shooter fires at, or breaks, the wrong target first, it shall be scored as first target broken and second target lost.

7.9 LOST TARGET

Lost target shall be called when:

- (a) A competitor fails to break a legal target.
- (b) The competitor fails to shoot because their gun is unloaded, or because the safety was incorrectly set or jarred back, whether from their oversight or not, or because of any other cause chargeable to their oversight or neglect (no target shall be allowed for the first target of any visit to a trap if a safety catch is engaged). Should this happen in doubles, the first target only should be declared lost and a proof pair shall be thrown to determine the result of the second shot only. However, a shot shall be fired at each target in the proof pair.
- (c) The competitor has an apparent malfunction and attempts to open the gun before the Referee examines it. The competitor must not turn around and must keep their gun pointed in a safe direction until the Referee has given their decision. If a competitor's gun breaks down and it is necessary to seek a replacement the competitor is allowed five (5) minutes to do so. If this is not possible the competitor may leave the squad and finish the remaining targets of the round at a time decided by the Management. Should a gun malfunction occur during a shoot-off, the competitor has 10 minutes to repair or replace the gun. Failure to comply "Lost target".
- (d) A foot position violation occurs. The shooter must stand with any part of both feet within the boundaries of the designated shooting station.
- (e) The fourth and subsequent malfunction in any one event occurs. However, at the end of each 100 targets in any one event, the malfunctions that have occurred shall be cancelled, and the count shall recommence from zero.
- (f) A target is dusted.
- (g) A whole target was fired upon and missed.
- (h) An illegal target was fired upon and missed.
- (i) When the competitor breaks a target outside the skeet range shooting bounds.
- (j) Targets shot at are broken after they pass the centre from No.8 Station are lost targets.
- (k) Doubles shot in reverse order shall result in the loss of the first target and a proof double required to determine the result of the second target.
- (l) One shot only shall be allowed at each target. If a shooter hits the target with their first shot, it shall be scored as "ONE". If the shooter misses the target with the first shot it shall be scored as "LOST". Intentionally firing twice at the same target shall incur a warning that a second instance of firing twice at the same target will result in a penalty of automatic disqualification from the event. Firing at chips is not allowed.

7.10 HANDICAP EVENTS

Each competitor will commence the shoot-off with a handicap allowance equivalent to the surplus of their ACTA handicap remaining after qualifying for the shoot-off and will continue in the shoot-off until they have lost one target in excess of the handicap allowance irrespective of the length of the shoot-off.

Examples:

- (a) 25 target event. A competitor whose ACTA handicap is 5 shoots 22-25. They will commence the shoot-off with a handicap allowance of 2 and will be eliminated

immediately they lose one target in excess of the allowance. Should they shoot 23-25 in the first round of the shoot-off they will commence the second round with an allowance of 0 targets.

- (b) 50 target event. A competitor whose ACTA handicap is 5 shoots 42-50. They will commence the shoot-off with a handicap allowance of 2 and will continue in the shoot-off as in (a) above.

7.11 SWEEPSTAKES ON HANDICAP EVENTS

The normal method in a Skeet Handicap is to divide the sweepstakes amongst those shooters attaining twenty-five broken targets, with handicaps included:

Example:

Smith 25-25, handicap 3 total = 25-25

Jones 22-25, handicap 3 total = 25-25

Brown 20-25, handicap 5 total = 25-25

Refer Rule 1.18.

7.12 COMPETITION

7.12.1 ENTRANCE FEES

Entrance fees and trophies for all National Championships to be determined each year by the ACTA Board.

7.12.2 AUSTRALIAN 12 GAUGE SKEET CHAMPIONSHIP

To be an event which for the time being shall be shot under conditions as determined by the ACTA Board.

7.12.3 AUSTRALIAN SKEET DOUBLES CHAMPIONSHIP

To be an event which for the time being shall be shot under conditions as determined by the ACTA Board.

7.12.4 AUSTRALIAN SKEET HANDICAP

To be an event which for the time being shall be shot under conditions as determined by the ACTA Board.

7.12.5 AUSTRALIAN SUB GAUGE SKEET CHAMPIONSHIPS

(a) AUSTRALIAN 20 GAUGE.

(b) AUSTRALIAN 28 GAUGE.

(c) AUSTRALIAN 410 Bore.

To be an event which for the time being shall be shot under conditions as determined by the ACTA Board.

7.12.6 AUSTRALIAN SKEET CHAMPION OF CHAMPIONS

To be an event which for the time being shall be shot under conditions as determined by the ACTA Board.

7.12.7 AUSTRALIAN/NEW ZEALAND SKEET TEAMS MATCH (GLENN TROPHY)

(a) Selection of the Australian team to compete in New Zealand or Australia will comprise the top 5 scores of the combined Handicap, Commonwealth and National Skeet events comprising 250 targets.

(b) Both teams will shoot at two rounds of 25 targets per shooter. In the event of tied scores all members of each team shall shoot doubles on each of stations 3, 4, 5, 4, 3, 4, 5 (recurring), with the scores being compared after each station. The team with the fewest "LOST" targets after any station shall be declared the winner.

(c) Cartridges shall be the prescribed maximum 28 gram (1 ounce) lead shot load as for all Championship series.

7.12.8 COMMONWEALTH EVENTS (Day or Night)

The Skeet Championships shall be shot as graded events at 100 targets.

7.12.9 STATE EVENTS (Day or Night)

The Skeet Championships shall be shot as graded events at 50 or 100 targets.

7.12.10 ZONE EVENTS (Day or Night)

The Skeet Championships shall be shot as graded events at 50 or 100 targets.

7.12.11 CLUB/DISTRICT EVENTS (Day or Night)

- (a) The Skeet Championships shall be shot at 25 or 50 targets.
- (b) The Skeet Doubles Championship shall be shot at 25 pairs.

7.12.12 INTERSTATE POSTAL TEAM MATCHES – SKEET

- (a) Team 15 members. Best 10 scores to count, 50 targets per member, to be shot in two rounds of 25 targets as a separate event. In the event of tie for High Gun, to be shot off squad system, first miss out. Standard load shells not to exceed 28 grams (1 ounce) lead shot, size no larger than 2.4mm (No.7). Women, Junior & Veteran teams to be 6 members with 5 best scores to count, 25 targets per member.
- (b) Qualifications: each team member shall have registered in the State which they represent and may only represent one State in any one calendar year. In the event of a tie, to be shoot off squad system, first miss and out.
- (c) State Associations shall select their team on the results of an elimination shoot or series.
- (d) Shooters who qualify to represent more than one team, e.g. open and juniors may only compete in one team.
- (e) An appropriate High Gun trophy shall be provided and a souvenir badge shall be given to each of the 15 State Team Members. The program and venue of the Interstate Skeet Teams' Match shall be advertised in the ACTA *Clay Target* prior to the event. The competition to be completed in each State not later than December 31st of each year.
- (f) Only official ACTA Referees to officiate, Scorer and check Scorer to be provided. Score sheets to be signed by Scorers and Referees.
- (g) No other major shoot is permitted in the particular State on the day or days when elimination and State Teams' Shoot is held.
- (h) The competition, must be completed by December 31. The results, including the score sheets signed by both the Referee and Principal Scorer, must be lodged with the ACTA by December 31. A check Scorer should be used at each set of tracks. The final result of the Interstate Team matches will be declared in the first available ACTA *Clay Target*.
- (i) Should a tie occur between any of the respective State Skeet Team scores, then the count back system is to be applied to achieve a decision.
- (j) In the event of the competition being suspended, for whatever reason, all targets shot shall count and competition completed as soon as possible, commencing from where the competition was suspended.

7.12.13 EVENT TIES

- (a) All ties shot in championships must be shot off to determine placings. Shoot-offs by regular skeet rounds as per round procedure re: Rule 7.2 shall be miss and out by target. After a miss the shooter shall unload and retire from the station and allow following competitors the opportunity to shoot and break the tie. The hierarchy

for advancement to the next station is: 1-1, then 1-0, then 0-1, and last 0-0. If all following shooters miss the same target then the first shooter is recalled to shoot the option shot and complete the station if necessary. Doubles shoot-offs shall be miss and out by station. The hierarchy for advancement is: 1-1, then 1-0 or 0-1 (these are equal), and last 0-0. Any number of shooters that Management deems practical may be squadded together for a shoot-off. However when more than one squad participates in a shoot-off, they may commence shooting together on different fields providing Management deems that situation equitable. Pacer for lone participant on a field in a shoot-off shall not be permitted.

- (b) At the discretion of Club Management, shoot-offs may be conducted in conjunction with following events or as doubles from Stations 1 to 7, or as doubles from Stations 3, 4 and 5, or any other format that is mutually agreed to between shoot Management and all shooters involved, however Management must make the final decision.
- (c) Shoot-off competitors shall carry enough shells for a complete run over a layout. Failure to comply may be grounds for disqualification.
- (d) Competitors are allowed five (5) minutes to replenish ammunition between rounds of shoot-off. Failure to comply "lost target".
- (e) Doubles shoot-offs shall be conducted from doubles stations 3-4-5, miss and out by station. This means that a shooter must break both targets on a station in order to beat a shooter who only broke one target (i.e., if one shooter breaks the first target and another shooter breaks the second target, they are still tied).
- (f) Should a gun malfunction occur during a shoot-off, the competitor has ten (10) minutes to repair or replace the gun. Failure to comply means "lost target".
- (g) If shooters involved in a shoot-off offer Management a mutually agreed upon method of determining the places, Management may accept. If Management does not accept, shoot-offs must continue and any shooter who refuses to continue forfeits.

7.12.14 HIGH GUN

- (a) High Gun Shoot-offs at Nationals will be shot off with the smallest gauge in program and shall comprise of targets from 2, 4 & 6 (normal skeet, consisting of 10 targets in all), and one pair of doubles from stations 3 & 5, totalling 14 targets in all. The targets shall be shot on the stations in normal numerical sequence and the result shall be determined by total score to count, continuing until a result is achieved.
- (b) When Skeet or ISSF Skeet is included in a high gun over a trap shooting program, the High Gun Shoot-Off shall include a high and low target from station four. When Skeet Doubles are included over a program, the High Gun Shoot-off shall include a double from station four with shooting continuing in brackets of two targets from each type of event until a result is achieved.
- (c) At National and State Events, Section High Guns will be awarded to the highest scoring shooter in that section.
- (d) When graded High Guns are awarded over a program, each competitor will remain in the grade first nominated in, refer Rule 1.15.
- (e) When multi-disciplines High Guns are shot, refer Rule 1.15

7.12.15 STATE SHOULDER TO SHOULDER TEAM MATCHES – SKEET

- (a) Teams shall comprise – Open 5 persons, Ladies 3, Juniors 3 and Veterans 3.
- (b) Open teams will shoot at 2 rounds (50 targets), Women, Junior and Veteran teams will shoot 1 round (25 targets).
- (c) Qualifications: each team member shall have registered in the State the member represents and may only represent one State in any one calendar year.
- (d) State Associations shall select their team on the results of an elimination shoot or series (State Carnivals).
- (e) Shooters who qualify to represent more than one team, e.g. open and juniors may only compete in one team.

8.0 TECHNICAL RULES - ACTA 5 STAND SPORTING CLAYS

INDEX

8.1	Procedure
8.2	Squads
8.3	Targets
8.4	Broken Targets
8.5	Dusted Targets
8.6	No Targets
8.7	No Targets – Doubles/Proof Doubles
8.8	Lost Target
8.9	Ties

8.1 PROCEDURE

- (a) The target sequence will be shown to all shooters prior to commencement of competition only and with any subsequent changes to the target sequence.
- (b) No sighter target will be thrown or shot at prior to competition commencing.
- (c) A round will consist of 25 targets with no more than 5 pairs of doubles per round. Clubs may conduct 100 target events over an uneven number of layouts, e.g. 3 layouts, shooting more than 5 targets per stand but maintaining that each shooter shoots the same number of targets on each layout.
- (d) A round may include: (1) single targets. (2) simultaneous doubles – where two targets are released simultaneously. (3) pair on report – when the second target can only be released when a shot has been fired at the first target. (4) following pair (rafale) – two single targets released one after the other in rapid succession. Piggy back doubles – or two targets released one on top of the other.
- (e) Two cartridges can be used on each single target, but only two cartridges to be loaded into the gun at the one time.
- (f) The order of shooting targets shall be marked on a board placed in front of each station.
- (g) A competitor must be at the firing point within two minutes of being called, with sufficient ammunition to complete the bracket. Failing this they may be disqualified, penalised with loss of targets, or be re-squadded at the discretion of the club.
- (h) When at the firing point ready for competition, the competitor shall distinctly give the command “pull” or a similar command to the Referee and thereafter the competitor is in the competition.
- (i) A shooter must stand on the station, position themselves, load their gun and call for their target within 10 seconds of the result of the preceding target being determined by the Referee or after the Referee has given the signal to commence firing or to resume firing. Non compliance will draw a warning from the Referee, subsequent occurrences per event will be penalised one target each.
- (j) When it is their turn to shoot, a competitor shall close their gun only when at the firing point and facing the traps, they must remove the cartridge or cartridges from their gun before moving from the firing point on each station.
- (k) The shooter must be ready to commence shooting when called, and must take enough ammunition to complete the round.
- (l) The competitor must stand with both feet entirely within the boundary of the shooting station.
- (m) Provided they are standing within the station from where they are going to shoot, a competitor may place cartridges into the breech whilst they are waiting their turn to shoot.
- (n) Shooters must not close or attempt to mount the gun to the shoulder until the result of the previous shot has been called by the Referee.
- (o) Competitors in the squad on Stations 1 through 4 will change stations simultaneously on the Referee’s advice. A shooter having fired at their final target on Station 5 may move behind the Referee to take up their position on Station 1.
- (p) Unless, in the opinion of the Referee, it is contrary to the equity of the competition, a competitor taking part in the competition may shoot at pieces of their own target, if they so wish.

- (q) Empty shells on the ground must not be collected whilst shooters are on the shooting ground. Only those people directly associated with the competition will be on the tracks whilst the shoot is in progress.
- (r) No competitor shall make, negotiate or discuss any bet (either on their own shooting or that of any competitor) whilst they are on the shooting ground. If any competitor infringes this rule, they may be disqualified by the Referee.
- (s) All members in a squad must remain at their shooting station until the last competitor has shot.
- (t) The Officiating Referee or the Management must have traps adjusted immediately if they are no longer throwing legal targets. Immediately following such alteration a target must be thrown and the competition continued.
- (u) Gun position is optional. When a shooter is ready they will call pull or some word of command. At all stations the gun must be fired from the shoulder.
- (v) All competitors are required to dress in a clean, neat and tidy manner. For safety reasons competitors are not permitted to shoot in thongs, scuffs or bare feet. Footwear worn must have a restraining strap or support at the heel.

8.2 SQUADS

- (a) The shooting will occur in squads with a maximum of 5 shooters.
- (b) Shooters may shoot for targets only at the discretion of the host club.
- (c) No.1. Shooter will commence at Station No.1, and after each station change they shall continue to commence the shooting on each station. Each station must be completed before moving to the next station, 5 shooters at 5 stations rotate until 25 targets are attempted. For equity of competition split rounds are acceptable over multiple grounds. E.g. Ground 1, two targets per station. Ground 2, three targets per station.

8.3 TARGETS

- (a) Regulation skeet or trap targets may be thrown as well as mini, midi, battue, rocket, rabbit or flash targets may also be thrown or any other sporting clay target approved by the association.
- (b) Target type for any stand will be at the discretion of the shoot officials.
- (c) Doubles with Second on Report
The second target when shooting doubles on report is to be released immediately on report of the first shot.
- (d) Trajectory of Targets
 - (i) At each stand, the trajectories of the targets must be similar in height, angle, distance and speed for all shooters
 - (ii) At each stand which has targets on report the targets must be thrown in the same order for each shooter
 - (iii) The traps will not be changed during a round unless the target becomes unreasonable to shoot.
- (e) All targets must pass through, or within a 35 metre radius of the shooting station.
- (f) One shot only must be fired at each target of a Double, irrespective of type. Any target of a double shot at deliberately with a second barrel will be declared lost.

- (g) In simultaneous pairs the competitor has the right to shoot either of the targets first. Should the Competitor hit both targets together with either the first or second shot, the result will be scored 1–1. In any regular pair where the competitor having missed the first target fires at the second target and breaks both targets, the result shall be counted as 1–1.

8.4 BROKEN TARGETS

A broken target is one which has a visible piece broken from it, whilst in the air, by the shot from the competitor's gun.

8.5 DUSTED TARGETS

A “dusted target” is one from which dust is detached by the competitor's shot, but which shows no visible piece broken from it. A dusted target is not a broken target and is a “lost target”.

8.6 NO TARGETS

After “no target” has been called by the Referee under any of the following conditions it thereafter plays no part in the competition and is irrelevant to it. No target shall be called when a target is refused for the following reasons:

- (a) A target is released without the competitor's call and the target has not been fired at.
- (b) A time interval occurs before or after the competitor's call unless the target is fired at.
- (c) A target does not conform to the definition of a legal target and the target has not been fired at.

Note: If in the opinion of the Management, an excess of refusals is recorded, the Management has the right to check the shooter, Referee and equipment. If in the opinion of the Referee, legal targets are being refused, the Referee may call “lost target”. All refusals must be recorded on the score sheet as “R”.

See also Rule 1.21.17.

- (d) A broken target is released.
- (e) In single target shooting, two targets are released at the same time.
- (f) When a competitor shoots out of turn or from the wrong station.
- (g) Two competitors shoot at the same time, at the same target.
- (h) A malfunction occurs in either barrel caused by the competitors gun or misfire of a cartridge due to no neglect on the competitor's part. In the event of a malfunction of the second barrel, the competitor must fire a live cartridge in the general direction of the target, and is permitted to score with the second barrel only. If the competitor accidentally breaks this target with the first barrel, “no target” shall be called and another thrown; if they again break this target with the first barrel, “Lost target” will be scored. If in the opinion of the Referee the first shot was fired before the target was visible, “Lost target” shall be scored.
- (i) A simultaneous or near simultaneous discharge occurs, i.e., from any cause both barrels are discharged together or nearly together. Simultaneous discharges shall be recorded as a malfunction.
- (j) A different coloured target than being used for the trap is thrown and not fired at. Firing at the target shall cause it to be considered a legal target with the result to stand.

- (k) No target shall be allowed for the first target of any visit to a layout if a safety catch is engaged.
- (l) If a target is released from the incorrect trap.
- (m) If two targets are thrown simultaneously, when a single should have been thrown or vice versa.
- (n) In a simultaneous double, either from a single or from two traps, either target is broken on leaving the trap, a proof pair will be thrown to determine the result of both targets.
- (o) In a rafale pair, if either targets are broken on leaving the trap, a proof pair will be thrown to determine the result of both targets.

The following are considered malfunctions of ammunition:

- (i) Failure to fire when firing pin indentation is clearly visible
- (ii) When only the primer fires – or is missing
- (iii) When the powder charge has been omitted
- (iv) When the powder charge is not ignited
- (v) Components of the load remain in the barrel
- (vi) All misfires and malfunctions must be marked on the score sheet as “M”.

8.7 NO TARGET - DOUBLES/PROOF DOUBLES

- (a) If a double is thrown but the targets collide, before the result of the first target is determined, they shall be declared no targets (both) and the result of a proof double shall determine the score of both shots.
- (b) If the first target of a double is thrown irregularly as to deviate from the prescribed line of flight and is not shot at, a proof double shall determine the score for both shots, whether the second target is fired upon or not. The Referee shall be the sole judge of irregularity.
- (c) If the first target of a double is thrown irregularly as to deviate from the prescribed line of flight, and is shot at, the result shall be scored for the first shot, and if the shooter is deprived of a normal second shot the second target only shall be declared no target and a proof double shall be thrown to determine the result of the second shot.
- (d) The first shot is lost and a collision occurs before the result of the second shot is determined, a proof double shall be thrown to determine the result of the second shot.
- (e) The second target collides with fragments of the first target properly broken, before the result of the second shot is determined, a proof double shall be thrown to determine the result of the second shot.
- (f) The result of the first shot is determined, and interference occurs before the second shot is fired, a proof double shall be thrown to determine the result of the second shot.
- (g) Pairs will be scored 1 - 1 when broken by one shot.
- (h) There shall be no penalty for withholding the first shot when either target of a double is irregular. A proof double shall determine the score of both shots thereafter.
- (i) If a double is thrown and an allowable malfunction occurs on the first shot, it shall be declared no target, and the result of a proof double shall determine the score of both shots. If such malfunction is excessive (not allowable) the proof double shall be thrown to determine the result of the second shot only.
- (j) In the event of a malfunction on the second barrel, the Referee shall declare “No target on the second barrel”. The result of the first shot shall stand and a proof pair thrown to determine the result of the second shot only.

- (k) In the case of an malfunction on the second barrel, should such malfunctions be the fourth or subsequent malfunction, the second target shall be scored lost.

Note: If the shooter shoots at an illegal first target and the second target is legal, they must also shoot the second target. However, a shooter is not required to shoot at an illegal second target even though they shot at the first target which may have been either legal or an illegal target.

8.8 LOST TARGET

Lost target shall be called when:

- (a) A competitor fails to break a legal target.
- (b) The competitor fails to shoot because their gun is unloaded, or because the safety was faultily adjusted or jarred back, whether from their oversight or not, or because of any other cause chargeable to their oversight or neglect (no target shall be allowed for the first target of any visit to a layout if a safety catch is engaged). Should this happen in a double, the first target only should be declared lost and a proof pair shall be thrown to determine the result of the second shot only. However, a shot shall be fired at each target in the proof pair.
- (c) The competitor has an apparent malfunction and attempts to open the gun before the Referee examines it. The competitor must not turn around and must keep their gun pointed in the direction of the shooting range until the Referee has given their decision. If a competitor's gun breaks down and it is necessary to seek a replacement the competitor is allowed five (5) minutes to do so. If this is not possible the competitor may leave the squad and finish the remaining targets of the round at a time decided by the Management. Should a gun malfunction occur during a shoot-off, the competitor has 10 minutes to repair or replace the gun. Failure to comply "Lost target".
- (d) A foot position violation occurs. The shooter must stand with both feet completely within the designated station.
- (e) The fourth and subsequent malfunction in any one event occurs. However, at the end of each 100 targets in any one event, the malfunctions that have occurred shall be cancelled, and the count shall recommence from zero.
- (f) A target is dusted.
- (g) A whole target was fired upon and missed.
- (h) An illegal target was fired upon and missed.

8.9 TIES

- (a) If two or more shooters in an individual event or two or more teams in a teams event have the same score in a competition the shoot off for placing's will be decided by the host club, on not less than ten targets. Except at Nationals where 5 pair doubles, total 10 targets shall be shot until a winner is declared.
- (b) A competitor eligible for a shoot off is not permitted to practice that event between the event and the shoot off. To do so is automatic disqualification.

9 TECHNICAL RULES - ACTA SPORTRAP

INDEX

- 9.1 Application
- 9.2 Layouts
- 9.3 Conduct of Events
- 9.4 Shooting Singles
- 9.5 Shooting Doubles
- 9.6 Malfunctions
- 9.7 Individual Ties-Break

9.1 APPLICATION

Except as detailed below all the above rules and regulations for ACTA 5 STAND Sporting are fully applicable to the ACTA discipline of 'SPORTRAP'.

9.2 LAYOUTS

- (a) A 'Sportrap' layout will consist of 5 stands within safety enclosures set side by side in a straight line and numbered 1 to 5 starting from the left when viewed from behind the stands. Shooting stands shall be clearly defined squares of 0.91 metres sides.
- (b) To allow for wheelchairs, safety enclosures will measure 1200mm x 1200mm + 50mm.
- (c) Stands will be set at 3 metres to 3.3 metres centres.
- (d) Entry to and exit from all stands will be from the rear of the enclosure only and all enclosures will be fitted with a removable restraining bar at the front at a height of 600mm + 100mm. This bar may only be removed at the request of a wheelchair user and at all other times at the discretion of the Referee.
- (e) Five or more traps clearly identified starting from the left when viewed from behind the stands, to be placed anywhere the Management decides, set to throw targets specified in rules. Each trap position must be clearly indicated by its own letter in the vicinity of the trap that must be visible from all stands.
- (f) 'Menu' boards in front of each stand, measuring a minimum of A4 size, 300mm x 210mm, will list the traps in the order in which they will be released at that stand.
- (g) When two or more layouts are installed in adjacent positions, there should be a minimum distance of 35 metres between stand no. 5 on one layout and stand no. 1 on the next.
- (h) A minimum exclusion zone of 205 metres in every direction in which shooting is likely to occur must be provided in front of every layout and in full accordance with standard ACTA safety regulations.
- (i) If any traps are placed near the competitors or spectators, or will send a target into those same areas, consideration must be given to ensure the safety of all concerned.

9.3 CONDUCT OF EVENTS

- (a) Squads will consist of up to a maximum of five competitors and only one competitor shall shoot at any one time.
- (b) The competitors comprising the squad shall stand within the designated shooting cages marked 1 to 5, in the same order in which their names appear on the official score sheet. All guns at this stage must be open and empty.
- (c) A "Round" will comprise of twenty-five targets as detailed below. Competitions may be made up of a multiple number of rounds on the same layout or different layouts.
- (d) At each stand, each competitor will shoot at single target (full use of the gun) plus one pair on report (O/R) or following (FOL), plus one simultaneous pair (SIM). A total of five targets per stand.
- (e) Any squad that has not had a chance to view the flight of the targets may request the Referee to show one individual target from each trap in alphabetical order.

9.4 SHOOTING SINGLES

- (a) When all is ready and correct the Referee shall call “competition”. At that point, all competitors may load two cartridges, but their guns must remain open.
- (b) Competitor No. 1 shall then close their gun and when ready, call for the target. The first target on the menu board shall then be released. The competitors will then fire at this target at any point within the designated area with either one or two shots. The resulting score (1 or 0), as determined by the Referee will then be recorded.
- (c) After the result of the previous shot has been established, competitor no. 2 will then follow the same procedure, followed in turn by competitors nos. 3, 4 and 5.

9.5 SHOOTING DOUBLES

- (a) After competitor No. 5 has shot the single target, competitor No. 1 shall again call for a target which will be a double as per the menu board in front of the stand.
- (b) Shooting will then continue in the same format as in 10.5(a) until all competitors have shot at all their five targets in that stand.
- (c) At this point, the Referee shall call loudly and clearly “Unload and Change” competitors Nos.1 to 4 will then move to the next stand on their right whilst competitor No. 5 will walk behind and to the left to Stand No.1. All guns must be opened and empty when moving between stands.
- (d) When all competitors are ready, the Referee shall call “competition”. competitor No.1, who will be standing at Stand 2, will then recommence the round and the procedure detailed above will start again.
- (e) When all members of the squad have shot at all the targets in every stand, the round will be finished and the Referee shall call loudly “Unload and check your scores”. At this point, all guns shall be opened and emptied before the shooters turn to leave their stands.

Note: In simultaneous pairs or following pairs from a single trap, the competitor has the right to shoot either of the targets first. Should the Competitor hit both targets together with either the first or second shot, the result will be scored 1 & 1. The competitor may fire 2 shots at the same target with the result scored on the target fired at. The second target will be scored lost.

9.6 MALFUNCTIONS

Shooters will be allowed up to two gun or ammunition malfunctions, not attributable to them, in each round without being penalised. The third or subsequent malfunction in the same round shall be counted as lost or pair lost.

Note: This is a variance to other disciplines.

9.7 INDIVIDUAL TIE-BREAK

- (a) If two or more competitors obtain equal scores, precedence for the first three places in championships (and in other competitions where this has been announced in the program) are decided by a tie-break of twenty-five target rounds until a difference in scores occurs.
- (b) If after one round (i.e. fifty targets) a tie still exists, the remaining tied competitors will go into a “sudden death” shoot-off.

- (c) The “sudden death” tie-break will consist of the remainder of the tied competitors shooting from stand 3, one single target, followed by a report pair and a simultaneous pair. Should a tie still exist, the same variety of targets will be shot at from stand 4, and then stand 5. Should a tie still exist after stand 5 has been shot, then tied competitors shall start again at stand 3 and continue the same rotation until a winner is determined. At all times competitors must shoot at an equal number of targets.

10.0 TECHNICAL RULES - ACTA ENGLISH SPORTING

INDEX

- 10.1 Viewing Point
- 10.2 Sequence
- 10.3 Targets
- 10.4 Single Target
- 10.5 Report Pair
- 10.6 Following Pair
- 10.7 Simultaneous Pair
- 10.8 Trajectories
- 10.9 Shooting Positions
- 10.10 Duly Notified
- 10.11 Penalty
- 10.12 Number/Order of Shots at Targets
- 10.13 Procedure for Malfunction on Single Target
- 10.14 Scoring Pairs
- 10.15 No Target
- 10.16 Report Pairs
- 10.17 Individual Tie-Break
- 10.18 Team Ties

10.1 VIEWING POINT

Any competitor who has not had an opportunity to see targets on any stand, i.e. at the commencement of the competition each day, shall have the right to see one target from each trap for that stand from a position outside the stand. All competitors should avail themselves of the opportunity to view targets whilst waiting their turn to shoot.

10.2 SEQUENCE

- (a) Targets may be thrown as singles, report pairs, following pairs or simultaneous pairs. No alteration is to be made to either the target or sequence of targets on any stand once a competition has begun.
- (b) Targets will be thrown by non-verbal and non-visible instruction by the Referee after the competitor has called for the target.

10.3 TARGETS

FITASC targets (Mini, Midi, Battue, Rocket, Helice and Rabbit targets) may be used, as well as Standard or 'Flash' ISSF targets. The total amount of FITASC targets shall not exceed 40% of the total number of targets in the competition. Targets may be of any colour.

10.4 SINGLE TARGET

A single target launched from any trap.

10.5 REPORT PAIR

Is a pair where the second target is launched at the sound of the gun firing at the first target.

10.6 FOLLOWING PAIR

Is a pair where the second target is launched from the same trap as soon as it is safely possible after the first target.

10.7 SIMULTANEOUS PAIR

Is a pair where both targets are launched simultaneously from either one or two traps.

10.8 TRAJECTORIES

At each stand, the trajectories shall be the same for each competitor in height, distance and speed. It must be possible for all the targets to be hit within the effective range of a 12-bore shotgun. Before a competition management will establish a scheme for the trajectories of targets: These trajectories, established and calculated in calm weather, may be altered by wind, but if so altered, will remain regular targets.

10.9 SHOOTING POSITIONS

- (a) The competitor must remain positioned within the area of the shooting stand and is only allowed to load cartridges into the gun within the confines of the stand. The gun will at all times be kept pointing down the range and targets will only be called for after the Referee has given the signal to start. In no case may a Competitor move to the stand before the preceding competitor has left the stand and it is their turn to shoot.

- (b) Shooting stands shall be clearly defined squares no smaller than 0.91 metres and must be within an enclosure. Enclosures must be a minimum height of 2 metres, to prevent any safety problems when addressing or firing at any targets presented. The sides of any enclosure should not prevent the Referee from having a clear view of the competitor.

The recommended dimensions of the enclosure follow the standard Sportrap enclosure size of: 1200mm x 1200mm area with a removable front bar at 600mm height (to allow disabled competitors access and position) with enclosure sides to 2 metres and a padded top bar centrally above the pad. Front entry and variations on the size of the recommended enclosure will remain acceptable provided the arc of fire is contained within the exclusion zone.

10.10 DULY NOTIFIED

A competitor is “Duly Notified” to compete when their name is called out by a Referee, Scorer or other person authorised to do so. If a competitor is absent after being called, the Referee shall call the name on the score sheet loudly three times equally spaced within one minute. If the competitor is still not present, they will be “Declared Absent” and their score sheet will be marked accordingly with a two target loss.

10.11 PENALTY

If a competitor is declared absent, they will be penalised two targets by the Management and given the opportunity to shoot the remainder of the targets on that stand at the Management’s discretion.

10.12 NUMBER/ORDER OF SHOTS AT TARGETS

Two cartridges may be fired at a single target, but the Competitor will not be allowed to load more than two cartridges for firing at each pair.

10.13 PROCEDURE FOR MALFUNCTION ON SINGLE TARGET

If after firing the first shot at a single target, a gun or cartridge malfunction occurs (providing it is not the third or subsequent malfunction on that stand) and the target has not been hit, the Referee shall instruct the competitor to reload their gun with two cartridges. The competitor will then be instructed to call for a new target but to miss with the first shot and attempt to hit the target with the second shot. If the new target is hit with the first shot it will be declared lost.

Note: This is a variance to other disciplines.

10.14 SCORING PAIRS

- (a) In simultaneous pairs the competitor has the right to shoot either of the targets first. Should the Competitor hit both targets together with either the first or second shot; the result will be scored pair scored.
- (b) In any regular pair the competitor having missed the first target may fire their second cartridge at the same target, the result being scored on the first target, the second target being counted as lost unless the shot breaks both targets.

10.15 NO TARGET

A “No Target” will be called and a new target will be launched, the shooter having fired or not providing:

- (a) The target is broken.
- (b) The target is launched from the wrong trap.
- (c) Two targets are launched simultaneously when a single should have been thrown.
- (d) The target is definitely of another colour than the targets used for the competition on at that stand.
- (e) The first or second target of a pair is irregular.
- (f) The targets are launched simultaneously for a report pair or a following pair (i.e. two or more targets released).
- (g) The target is launched before the competitor has called for it.
- (h) The target is launched after a delay of more than three seconds.
- (i) The target zigzags, or its initial speed is insufficient or if its trajectory is irregular.
- (j) The competitor shoots at the first target and this target collides with the second before the competitor has fired their second shot.
- (k) In the case of a “No Target” in simultaneous or following pairs the competitor will be asked to fire at a second pair to determine the scores of the two shots.
- (l) This will also apply in the case of a malfunction of gun or ammunition not attributable to the competitor, provided that it is not the third time on that stand.
- (m) The Referee may also order the launching of a new target when:
 - (i) The competitor has been baulked, i.e. any extraneous occurrence, which in the opinion of the Referee materially interferes with the equity of the competitor after they call for their target constitutes a baulk
 - (ii) Another competitor fires at the same target
 - (iii) The Referee cannot decide for any reason if the target has been hit or lost.
- (n) The Referee cannot in any case give a “No Target” if the competitor has missed for any reason other than those stated in the “No Target” rules.

10.16 REPORT PAIRS

When a second target of a report pair is declared “No Target” the result of the shot at the first target will stand and the competitor will be asked to repeat the pair to determine the result of the second target.

- (a) When re-shooting the pair, the competitor must make a reasonable attempt to hit the first target before attempting to shoot at the second target.
- (b) Referees must ensure that competitors adhere strictly to Rule 9.6. If a violation of rule 9.6 takes place, the Referee shall ask the competitor to repeat the pair (1st target established). If the competitor violates rule 9.6 on three occasions, then at the third occasion the second target will be declared “lost”.

10.17 INDIVIDUAL TIE-BREAK

- (a) In the event of a tie, whenever practicable and in accordance with the Management’s instructions, a tie-break will decide the winner. The ‘count back’ system shall not be used at ACTA Registered events.

- (b) Ties will be broken by shooting initially at five pairs from a stand(s) decided by the Management. Scoring will be one point per target, making a total of ten.
- (c) If a tie still exists following the above, five pairs from a different stand will be shot at. Scoring will again be out of ten.
- (d) If a tie still exists, a “sudden death” tie-break on pairs will follow (scoring out of two) until the tie is broken. All competitors must shoot at an equal number of pairs.

10.18 TEAM TIES

If two or more teams obtain the same scores, the Captain of each team shall nominate three members of their team to take part in the tie-break. The Captain may include themselves as one of the three.

All nominated team members must be present at the start of the tie-break. Incomplete teams will be disqualified.

The team order shall be decided by the tossing of a coin and each team member will shoot at a pair of targets from a new stand (not used at any other stage of the event). The first member of each team will shoot. They will be followed by the remaining team members in rotation, until all have shot and the total score for each team is determined. Should a tie still exist then the procedure will be repeated until the tie is broken.

GENERAL INDEX – TRAP

MRO	– Mandatory Requirements for Officials	(Rule 1.21)
Abide by Result		1.12
ACTA Membership Card - Electronic		
	– To record the use of Release Triggers	1.4(b)
Adjustments	– Shooters responsibility to review	1.16(a)
Age		1.7
Alter Decision (Referee may)		1.25(e)
Ammunition	– Challenge by Referee	1.25(d)
	– Malfunction of	MRO 1.21.14 & 5.5(b)
		(v)&(vi)
Appeal	– Against Referee’s decision	1.13(b)
Australian NZ Trap Championship		5.10.6
	– Trap teams match	5.10.11
Bad weather		1.14(d)
Ball Trap		5.8.12
Barrels		1.4(c)
Barrel obstruction		1.1(a)
Barrel length		1.4(c)
Baulk		1.11
Bet – not to make		5.1(l)
Break recognition		1.29
	– Long break records	1.30
Broken targets	– Definition	5.3
Cartridges		1.5
	– Load limit	1.5
	– Not to leave in gun	MRO 1.21.10 & 1.1(g)
	– When to place in gun	5.1(g)
Cash distribution		1.17
Cash Divide		1.17
Catching up		1.8
Challenge		1.13
Champion of Champions		5.8.9
Champion of Champions Cup		5.10.7
Championship trophy, sash, badge		1.20
Check Referee		1.25(b)
Chips		5.1(j)
Commonwealth events		5.10.12
Mackintosh International Teams Match – Qualifications		5.10.1
Competitor	– Competition	1.6
	– Disqualified/withdraws	1.6(g)
Competition Conditions		5.9
Competitions		5.10

Continental		5.8.11
Darkness	– Bad weather	1.14(d)
Deauville Doubles		5.8.6
Describe event		1.21.3
Down grading due to physical disability		1.15(b)(v)
Disorderly manner		1.14(b)
District (Club) events		5.10.15
Disturb member shooting		MRO 1.21.15
Double Barrel		5.8.1
Double Rise		5.8.5
Dress		1.6(i)
Dusted targets		5.4
Electronic devices	– that give unfair advantage	1.14(h)
Empty shells		5.1(k)
Entrance fees	– At Nationals	5.10.9
Event ties	– Trap	5.10.17
Fauna	– Not to shoot	1.1(m)
Firearms & loads		1.4 & 1.5
Firearms to remain open		1.1(e)
Firing point	– Competitor shall close gun	5.1(e)
	– Competitor to be at	5.1(a)
For handicaps		2.2
Foot violation	– Competitors	5.1(f) & 5.7(e)
Gauge	– not to be larger than twelve	1.4(c)
Grading		1.15
Grading	– for Tower	1.15
Gun	– breaks down	5.7(c)
	– not to close until result of previous shot	1.1(e)
	– not to open	MRO 1.21.14
	– not to open after misfire	5.7(c)
	– to be empty between lanes five and one	5.1(e)
	– to be open	1.1(b)
HANDICAPPING/GRADING		1.15
Calculations of Grade and Handicap		1.15(a)
	– Re-Grading / Re Handicapping	1.15(b)
	– firing points	2.2
	– marks	5.7(j) & 5.9(a)(ii)
	– No calculated Grade / Handicap	1.15(c)
	– Multi Discipline Programmes and Events	1.15(d)
	– Management /Competitor responsibilities	1.15(e)
	– Event conditions	1.15(f)
Handicap shooting	– To be shot from official handicap mark	5.8.4
	– Trap Handicap to be assigned	1.15(a)(iii)
	– MCMS algorithm section	1.15(a)(iv)

High gun shoot-offs – Trap	5.10.18
Illegal target	MRO 1.21.17, 5.5(a)(iii) & 5.7(i)
Interstate Postal teams matches	5.10.16
Junior	1.7(a)
Jury – To be appointed by Management	1.22
Lanes – competitors to change	5.1(i)
– to be used when two or three competitors	5.2(c)
Legal target	1.2, 2.4 & 2.5
Loads	1.5
Long Break Records	1.30
Lost target	MRO 1.21.8, 5.7
Malfunction	MRO 1.21.14, 5.5(b)(v), 5.7(f)
Management	
– To appoint jury at all major competitions	1.14
– To ensure all shooters correctly identified	1.14(b)
– Action re major trap breakdown	1.14(e)
– All events to be recorded in MCMS	1.14(g)
Mandatory Requirements for Squad Officials	1.21
Military style shotguns prohibited	1.4(d)
Misfire – malfunction	1.1(f), 5.5(b)(v)&(vi), 5.7(c)
Mixed targets	5.8.8
Mobile Phones – not to be audible	1.1(n)
Names	MRO 1.21.1
– Correct name to be used	1.14 (b)
National Championships	
– Double Barrel	5.10.2
– Deauville Doubles	5.10.5
– Double Rise	5.10.4
– Handicap	5.10.8
– Single Barrel	5.10.3
– Overall High Gun	5.10.10
Newton Thomas J trophy O/A H/G	5.10.10(b)
No target	5.5
– Doubles	5.6
Open shoots	1.6(a)
Optional Sweeps	1.18
Optional Prize Purse	1.19
Orthodox gun position – firing of gun	1.1(d)
Pieces of target	5.1(j)
Points Score	5.8.3
Powder – Loads	1.1(j), 1.15
Practice	1.9
Procedure	5.1
Pull – calling for target	5.1(c)

Reciprocal rights	1.6(h)
Red signal from trap house	MRO 1.21.10, 1.1(g)
Referee	1.24(d)
– appointment for 5 years	1.24(c), 1.28(e)
– complaints against	1.24(e)
– decision of	1.25
– duties of	1.24(c), 1.28(f)
– examiner – complaints against	1.27
– examiner – duties of	1.24(a)
– how to become one	1.11(d)
– may alter decision	1.24(b)
– record to be kept by Rules supervisor	MRO 1.21.7
– to call result	MRO 1.21.6
– to release target immediately	MRO 1.21.2
– where to stand	1.26
Referee & Scorer	MRO 1.21.17, 5.5(a)
Refusal rule	1.4(b)
Release trigger	1.14(c)
Re-registering	5.10.10(a)
Ron Porter trophy	1.28
Rules supervisor	1.1(a) to (q)
Safety	MRO 1.21.12, 1.1(k)
– rule – breach of	MRO 1.21.14, 5.5(b)(viii), 5.7(b)
Safety catch	1.20
Sashes	MRO 1.21.4
Scorer	1.26
– where to stand	1.23
Scorer & Referee	5.7(j)
Shoot Marshal	1.6(a)(b)(c)
Shooting	1.1(c)
– from wrong mark	2.2(a)
– certain events to be advertised	2.1
– on grounds – when not to	5.1(f)
– lanes	1.14(i)
– firing point	5
Shooting position	5.5(b)(vi)
Smoking or Vaping not permitted on layouts during competitions	MRO 1.21.13, 5.7(d), 5.8.2
TECHNICAL RULES – TRAP	5.2(a)
Simultaneous discharge	MRO 1.21.18, 5.1(m)
Single barrel	5.2
Six man squad	5.10.13
Squad	5.10.19
– shooters to remain as	1.11(b)
Squads	
State events	
State Shoulder to Shoulder Teams Match	
Sun	
– no baulk	

Sweepstakes deduction		1.17
Target	– different colour	5.5(b)(vii)
	– illegal	MRO 1.21.17, 5.7(i)
	– to be shown by Referee	MRO 1.21.5
	– to be thrown	5.1(b)
	– to call for within 10 seconds	5.1(d)
Targets		1.2
	– Only	1.8(b), 1.10
	– To be recorded for grading purposes	1.10
	– Squad to observe	MRO 1.21.5(a), 5.1(b)
	– Per trap	5.2(a) & (b)
	– Sighter	1.21.5
Ties	– event	5.10.17
Time Infringement		5.1(d)
Tower events		5.8.10
Tracks	– betting	5.1(l)
	– people allowed on	5.1(k)
	– remain on	5.1(m)
Trap	– adjustment	5.1(n)
	– don't interfere with	1.25(f)
	– house	2.3(a) & (b)
	– layout	2.1(a) & (b)
	– to be adjusted immediately	1.25(f)
Traps		1.3
Types of shooting		5.8.1 to 5.8.12
Unsportsmanlike		1.1(l)
	– disorderly	1.14(b)
Unload your guns etc.		MRO 1.21.19
Unregistered shooters – not to compete		1.6(f)
Use of Radar/Speed Guns to set target speeds		2.4(c), 2.5, 5.8.12(i)
Veteran		1.7(c)
Walk in front of Referee		1.21.11
Walk-up event	– Enter into MCMS as NOVELTY event	5.8.7
Zone events		5.10.14

GENERAL INDEX – SKEET

MRO	– Mandatory Requirements for Officials	Rule 1.21
Abide by result		1.12
ACTA Membership electronic		
	– To record the use of release triggers	1.4(b)
	– To carry and produce card at all shoots	1.6(d)
Adjustments	– Shooters responsibility to review	1.16(a)
ADMINISTRATION SECTION		3.0
Age		1.7
Alter decision (Referee may)		1.25(e)
Ammunition	– Challenge by Referee	1.25(d)
	– Malfunction of	MRO 1.21.14, 7.7(c) (i) to (vi)
Appeal – against Referee’s decision		1.13(b)
Australian N.Z. Teams Match		7.12.7
Interstate Postal teams match – Skeet		7.12.12
Australian Skeet Handicap		7.12.4
Australian Skeet sub gauges C’ship		7.12.5
Australian Skeet Champion of Champions		7.12.6
Bad weather / darkness		1.14(d)
Barrels		MRO 1.21.1, 1.4(c)
Barrel obstruction		MRO 1.21.1, 1.1(a)
Barrel length		1.4(c)
Baulk		1.11
Bet	– not to make	7.1(i)
Break recognition		1.29
	– long break records	1.30
Broken targets	– definition	7.5
Cartridges		1.5
	– Not to leave in gun	MRO 1.21.10, 1.1(g)
	– When to put into gun	7.1(f)
Cash Distribution		1.17
Catching up		1.8
Challenge		1.13
Championship sashes, badges, trophy		1.20
Check Referee		1.25(b)
Commonwealth events		7.12.8
COMPETITION		7.12
Competitor	– competition	1.6
	– Disqualified/withdraws	1.6(g)
Darkness / bad weather		1.14(d)
Delay a squad (shooter not to)		7.1(d)(i) & (iv)
Describe event		MRO 1.21.3
Disorderly manner		1.14(b)

District (Club) events	7.12.11
Disturb member shooting	MRO 1.21.15
Doubles events – rules – procedures	7.3
Dress	7.16(l)
Dusted targets	7.6
Empty shells	7.1(h)
Entrance fees – at Nationals –	7.12.1
Event ties – Skeet	7.12.13
Fauna – not to shoot	1.1(m)
Firearms and loads	1.4 & 1.5
Firearms – to remain open	1.1(e)
Firing point – competitor shall close gun	7.1(f)
– Competitor to be at	7.1(a)
Foot violations – Competitors	7.1(e)
Gauge – not to be larger than 12	1.4(c)
Grades – MCMS algorithm section	1.15(a)(iv)
Gun – breaks down	7.9(c)
– not to close	7.1(g)
– not to open after misfire	MRO 1.21.14, 7.9(c)
– to be open	1.1(b)
HANDICAPPING/GRADING	1.15
Calculations of Grade and Handicap	1.15(a)
– Re-Grading / Re Handicapping	1.15(b)
– No calculated Grade / Handicap	1.15(c)
– Multi Discipline Programmes and Events	1.15(d)
– Management /Competitor responsibilities	1.15(e)
– Event conditions	1.15(f)
Handicap shooting	
– Handicap to be assigned	1.15(a)
– Adjustments – Shooters responsibility to review	1.16(a)
– MCMS algorithm section to be found	1.15(a)(iv)
High gun shoot-offs – Skeet	7.12.14
Illegal target	7.9(h)
Interstate Postal teams matches – Skeet	7.12.12
Junior	1.7(a)
Jury	1.22
Legal target	3.4
Loads	1.5
Lost Target	MRO 1.2.18, 7.9
Malfunction	MRO 1.21.14, 7.7(b)(iv)(v), 7.8(g) &7.9(c)

Management		
	– To appoint jury at all major competitions	1.14
	– To ensure all shooters correctly identified	1.14(b)
	– Action re major trap breakdown	1.14(e)
	– All events to be recorded in MCMS	1.14(g)
Misfire	– See Malfunction	
Mobile Phones	– not to be audible	1.1(n)
Names		MRO 1.21.1
	– correct names to be used	1.14(b)
National Championships		
	– High Guns	7.12.14
	– Skeet	7.12.2
	– Skeet Doubles	7.12.3
	– Skeet Handicap	7.12.4
	– Skeet Champion of Champions	7.12.6
	– Skeet sub gauges 20/28/410	7.12.5
No target		7.7, 7.8
Open shoots		1.6(a)
Orthodox gun position – firing of gun		1.1(d)
Physical disability		1.15(b)(v)
Powder – loads		1.1(j), 1.5
Practice		1.9
Procedure		7.1
Proof doubles		7.8
Pull	– calling for target	7.1(c)
Reciprocal rights		1.6(h)
Red signal from trap house		MRO 1.21.10, 1.1(g)
Referee – appointment for 5 years		1.24(d)
	– complaints against	1.24(c), 1.28(e)
	– decision of	1.24(e)
	– duties of	1.25
	– Examiner – complaints against	1.24(c), 1.28(f)
	– Examiner – duties of	1.27
	– how to become one	1.24(a)
	– may alter decision	1.11(d)
	– Positioned in the skeet field	1.26 (Note)
	– record to be kept by Rules Supervisor	1.24(b)
	– to call result	MRO 1.21.7
	– to release target immediately	MRO 1.21.6
Referee	– view to be uninterrupted	7.4(g)
Referee	– where to stand	MRO 1.21.2, See diagram at 1.26(e)
Referee & Scorer		1.26
Refusal rule		MRO 1.21.17, 7.7(a)
Regular double		3.5

Release trigger	1.4(b)
Re-registering	1.14(c)
Round procedure	7.2
Rules Supervisor – duties of	1.28
Rules / procedures for doubles event	7.3
Safety	1.1(a) to (q), 1.21.12
Safety rule	MRO 1.21.12, 1.1(k)
Safety catch	MRO 1.21.14, 7.7(b)(vii), 7.9(b)
Sashes	1.20
Scorer – where to stand	MRO 1.21.4 See diagram 1.26(e)
Shoot Marshal – duties of	1.23
Shooting – CT/certain events to be advertised	1.6(a)(b)(c)
– On grounds – when not to	1.1(c)
– Shooting field	3.1
Shooting position	7.1(e)
TECHNICAL RULES – SKEET	7.1 TO 7.12.15
Simultaneous discharge	7.7(b)(v)
Six man squad	7.4(a)
Skeet field layout	3.1
Skeet round procedure	7.2
Skeet shooting bounds	3.2
Squad – shooters to remain as	MRO 1.21.18 & 7.1(j)
Squads	7.4
State events	7.12.9
Station – not to proceed to	7.4(f)
Sun – Not a baulk	1.11(b)
Sweepstakes deduction	1.17
– Cash distribution	1.17. 1.18, 1.19
– Handicap	7.11
Target – different colours	7.7(b)(vi)
– illegal	MRO 1.21.17, 7.4(g)
– To be shown by Referee	MRO 1.21.5, 7.1(b) & 7.4(e)
– to be thrown	1.21.5
– to call for within 10 seconds	7.1(d)(iv)
Targets – legal skeet	3.4
– only	1.8(b), 1.10
– regular double	3.5
– Collide – No Target both	7.8(b) & Note
– squad to observe	7.4(e)
– and trap adjustments	7.4(b)&(c)
– Sighter	1.21.5
Ties	7.12.13

Trap	– adjustment	7.4(b)
	– Don't interfere with	1.25(f)
	– House	3.3
	– To be adjusted immediately	1.25, 7.4(b)
Traps		1.3
Unsportsmanlike	– disorderly	1.1(l), 1.14(b)
Unloads your guns etc.		MRO 1.21.19
Unregistered shooters not to compete		1.6(f)
Use of Radar/Speed Gun to set target speed		3.4(d)
Veterans		1.7(c)
Zone events		7.12.10

GENERAL INDEX – SPORTING

MRO	– Mandatory Requirements for Officials	(Rule 1.21)
Abide by Result		1.12
ACTA Membership Electronic		
	– To record the use of Release Triggers	1.4(b)
	– To carry and produce card at all shoots	1.6(d)
Adjustments	– Shooters responsibility to review	1.16(a)
Age		1.7
Alter Decision (Referee may)		1.25(e)
Ammunition	– Challenge by Referee	1.25(d)
	– Malfunction of - ACTA Five Stand	MRO 1.21.14, 8.6(h) & (i)
	– Malfunction - Sportrap	9.6
Appeal	– against Referee’s decision	1.13(b)
Application Technical Rules – Sportrap		9.1
Bad weather		1.14(d)
Barrels		MRO 1.21.1 & 1.4(c)
Barrel obstruction		MRO 1.21.1, 1.1(a)
Barrel length		1.4(c)
Baulk		1.11
Bet	– Not to make	8.1(r)
Broken targets	– definition	8.4
Cartridges		1.5
	– Load limited to 32 gram	1.5
	– Not to leave in gun	MRO 1.21.10 & 1.1(g)
	– When to place in gun	8.1(m)
Catching up		1.8
Challenge		1.13
Championship trophy, sash, badge		1.20
Check Referee		1.25(b)
Competitor	– competition	1.6
	– Disqualified/withdraws	1.6(g)
	– Duly notified - English Sporting	10.10
	– Penalty for ‘No Show’	10.11
Conduct of Events	– ACTA Sportrap	9.3
Darkness	– bad weather	1.14(d)
Describe event		1.21.3
Down Grading due to physical disability		1.15(b)(v)
Disorderly manner		1.14(b)
Disturb member shooting		MRO 1.21.15
Dress		8.1(v)
Dusted targets		8.5
Electronic devices	– that give unfair advantage	1.14(h)
Empty shells		8.1(q)

Event ties	– Sporting	8.9
Fauna	– Not to shoot	1.1(m)
Firearms & loads		1.4 & 1.5
Firearms to remain open		1.1(e) & 8.1(j)
Firing point	– Competitor shall close gun	8.1(j)
	– Competitor to be at	8.1(g)
Foot violation	– Competitors - ACTA 5 Stand	8.1(l) & 8.8(d)
Gauge	– not to be larger than twelve	1.4(c)
Grading	– for Sporting	8.10, 1.15)
Gun	– breaks down	8.8(c)
	– not to close until result of previous shot	1.1(e)
	– not to open	MRO 1.21.14
	– not to open after misfire	8.8(c)
	– to be open	1.1(b)
HANDICAPPING/GRADING		1.15
Calculations of Grade and Handicap		1.15(a)
	– Re-Grading / Re Handicapping	1.15(b)
	– No calculated Grade / Handicap	1.15(c)
	– Management /Competitor responsibilities	1.15(e)
	– Event conditions	1.15(f)
	– MCMS algorithm section	1.15(a)(iv)
Illegal target		MRO 1.21.17, 8.6(c), 8.7(b) & (c)
Individual Tie Breaks	– ACTA Sportrap	8.9, 9.7, 10.17
Junior		1.7(a)
Jury	– To be appointed by Management	1.22
Layouts	– Tech Rules ACTA Sportrap	9.2
Legal target		1.2, 8.3(a) & (b), 10.3
Loads		1.5
Lost target		MRO 1.21.8, 8.8
Malfunction	– ACTA 5 Stand	MRO 1.21.14, 8.6(h) & (i)
	– ACTA English Sporting Single Target	10.13
	– ACTA Sportrap	9.6
Management		
	– To appoint jury at all major competitions	1.14
	– To ensure all shooters correctly identified	1.14(b)
	– Action re major trap breakdown	1.14(e)
	– All events to be recorded in MCMS	1.14(g)
Military style shotguns prohibited		1.4(d)
Misfire	– malfunction	1.1(f), 8.6(h)
Mobile Phones	– not to be audible	1.1(n)
Names		MRO 1.21.1
	– Correct name to be used	1.6(g)

No target	– ACTA 5 Stand Singles	8.6
	– Doubles	8.7
	– ACTA English Sporting	10.15
	– Report Pairs	10.16
	– Number / Order of Shots	10.12
Open shoots		1.6(a)
Orthodox gun position – firing of gun		1.1(d), 8.1(u)
Powder – Loads		1.1(j), 1.5
Practice		1.9
Procedure		8.1
Pull	– calling for target	8.1(h)
Reciprocal rights		1.6(h)
Red signal from trap house		MRO 1.21.10, 1.1(g)
Referee	– appointment for 5 years	1.24(d)
	– complaints against	1.24(c), 1.28(e)
	– decision of	1.24(e)
	– duties of	1.25
	– examiner – complaints against	1.24(c), 1.28(f)
	– examiner – duties of	1.27
	– how to become one	1.24(a)
	– may alter decision	1.11(d)
	– record to be kept by Rules supervisor	1.24(b)
	– to call result	MRO 1.21.7
	– to release target immediately	MRO 1.21.6
	– where to stand	MRO 1.21.2
Referee & Scorer		1.26
Refusal rule		MRO 1.21.17, 8.6(c)
Release trigger		1.4(b)
Report Pairs	– ACTA 5 Stand	8.3(c)
	– ACTA English Sporting	10.5
Re-registering		1.14(c)
Rules supervisor	– duties of	1.28
Safety		1.1(a) to (q)
	– rule – breach of	MRO 1.21.12, 1.1(k)
Safety catch		MRO 1.21.14, 8.8(b)
Sequence	– ACTA English Sporting	10.2
Scoring Pairs	– ACTA English Sporting	10.14
Scorer	– where to stand	MRO 1.21.4
Scorer & Referee		1.26
Shoot Marshal	– duties of	1.23
Shooting	– certain events to be advertised	1.6(a)(b)(c)
	– on grounds – when not to	1.1(c)
	– Range and Grounds	4.1
	– firing point	4.1(d)
Singles / Doubles	– ACTA Sportrap	9.4 & 9.5

Shooting position	– ACTA English Sporting	10.9
Smoking or Vaping not permitted on layouts during competitions		1.14(i)
Simultaneous discharge		8.6(i)
Squads		8.2
	– shooters to remain as	MRO 1.21.18,
Sun	– no baulk	1.11(b)
Sweepstakes deduction		1.17
Target	– illegal	MRO 1.21.17, 8.6(c),
		8.7(b) &(c)
	– to be shown by Referee	MRO 1.21.5
	– to be thrown	8.3
	– to call for within 10 seconds	8.1(i)
Targets	– Type to be thrown	8.3(a) to (g)
	– Only	1.8(b), 1.10
	– To be recorded for grading purposes	1.10
	– Squad to observe	MRO 1.21.5(a), 8.1(a)
	– ACTA English Sporting	10.2 to 10.7 inclusive
	– Sighter	1.21.5
Ties		8.9 & 10.17
Time Infringement		8.1(i)
Titles	– National and State	4.3
Trajectories	– of targets	8.3(d) & 10.8
Trap Houses and Traps		4.2
	– don't interfere with	1.25(f)
	– to be adjusted immediately	1.25(f)
Traps		4.2
Unsportsmanlike		1.1(l)
	– disorderly	1.14(b)
Unload your guns etc.		MRO 1.21.10 & 1.21.19
Unregistered shooters – not to compete		1.6(f)
Veteran		1.7(c)
Viewing Point	– ACTA English Sporting	10.1

ACTA CONTACT DETAILS

PO Box 466, Wagga Wagga NSW 2650

Phone: (02) 6938 2121 Fax: (02) 6938 2122

Website: www.claytarget.com.au

NATIONAL OFFICE

Accounts - Judy Ferry

email: accounts@claytarget.com.au

CTSN

email: ctsn@claytarget.com.au

Membership - Jenny Robinson

email: membership@claytarget.com.au

Media, Marketing & Facilities Co-ordinator

email: bookings@therangefunctions.com.au

Reception | Coaching & Referees | Camping - - Jenny Robinson

email: info@claytarget.com.au

STATE ASSOCIATION CONTACT DETAILS

New South Wales

SECRETARY

Kathleen Dawe

PO Box 1003

WAGGA NSW 2650

TEL: 02 6931 9980

FAX: 02 6931 9981

www.nswcta.org

Email: nswcta1@bigpond.com

Northern Territory

SECRETARY

Nadine Katarski

PO Box 2082

PARAP NT 0804

TEL: 0416 102 335

Email: ntctasecretary@gmail.com

Queensland

SECRETARY

Amanda O'Brien

PO Box 8071

Allenstown QLD 4700

TEL: 0458 663 080

www.claytargetqld.org.au

Email: admin@claytargetqld.org.au

South Australia

SECRETARY

Deb McPherson

PO Box 1430

Murray Bridge SA 5253

TEL: 0411 615 369

Email: secretary@sacta.com.au

www.sacta.com.au

STATE ASSOCIATION CONTACT DETAILS

Tasmania

SECRETARY

Sophie Hill

MOB: 0419 288 225

Email: secretary@tcta.com.au

Victoria

SECRETARY

Jeff Bell

PO Box 259

Drouin VIC 3118

MOB: 0481 954 627

www.vcta.com.au

Email: secretary@vcta.com.au

Western Australia

SECRETARY

www.wacta.com.au

Email: secretary@wacta.com.au www.wacta.com.au

Email: secretary@wacta.com.au

